

## Wireless Network Base Station AC and DC Power Line Circuit Protection

**Base Station power line protection devices help prevent service disruptions to customers, improve system reliability and lower maintenance costs**

Wireless network base stations need protection from over voltage and over currents which can be caused by lightning and power line accidents and other disturbances. Base stations are often located in remote and lightning-prone areas, where access to quick and efficient repair is difficult and expensive. Using appropriate protective circuits and devices will lower damage risks.


### Power Input Line Risks and Protection

The main sources of danger to wireless network base stations are lightning and power faults. A strike directly to or nearby the tower can produce high voltages and cause huge currents to flow through the power input lines. Similar surges can be produced by short circuits to higher-voltage transmission lines and switching transients. The resulting damage will incur repair time, service downtime and and disruptions to customers.

The most appropriate protection for these power input lines are a combination of fuses and high power TVS Diodes installed in the AC power distribution box.



Using appropriate protective devices improves reliability and minimizes field service calls.



Littelfuse AK Series TVS Diodes were specifically designed for high energy transient voltage protection applications.

## Littelfuse AK Series TVS Diodes






Littelfuse AK Series high energy TVS Diodes offer superior clamping performance over standard Silicon Avalanche Diode (SAD) Technologies.

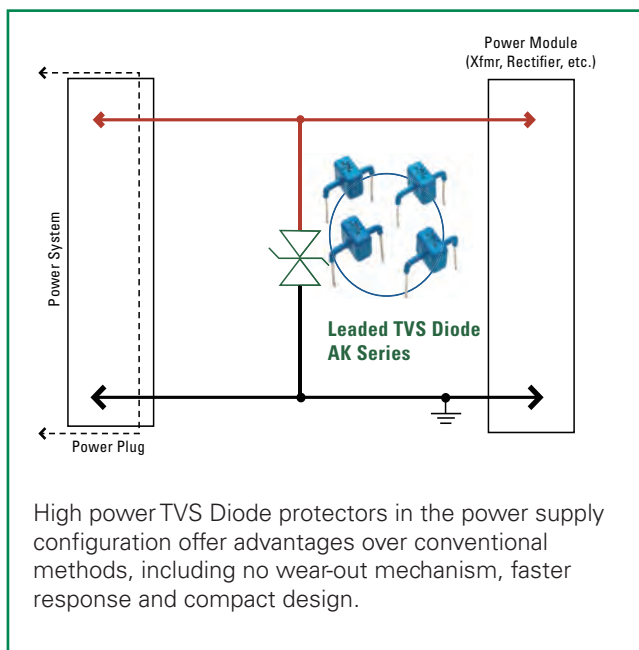
The AK Series offers unique characteristics which provides a clamping voltage lower than the avalanche voltage and above the rated working voltage. Any voltage rise due to increased current conduction is contained to a minimum, providing the best possible protection level.

Littelfuse AK Series TVS Diodes can also be connected in series and / or parallel to create very high capacity protection solutions.

AK Series TVS Diodes are better solutions compared to conventional approaches. They provide:

- **Precise clamping voltage**
- **No wear-out mechanism**
- **Lower leakage**
- **Faster response**
- **Compact design**

Series	AK1	AK3	AK6	AK10	AK15
					
Reverse Standoff Voltage ( $V_R$ )	76	58 66 76 380 430	58 66 76 170 190 380 430	58 66 76 170 190 380 430	58 66 76
Peak Pulse Current ( $I_{PP}$ 8x20µs)	1000A	3000A	6000A	10000A	15000A
Maximum Clamping Voltage ( $V_C$ )	Please refer to electrical characteristics table within each product series data sheet				
HF Halogen-Free	Yes				
RoHS Compliant	Yes				
Lead Free	Yes				



Visit [www.littelfuse.com/TVS-Diode.html](http://www.littelfuse.com/TVS-Diode.html) for technical application articles and reference designs serving a wide range of applications

Teddy To  
Technical Marketing Manager  
Littelfuse

Jeff Chin  
Global Product Manager  
Semiconductor Business Unit  
Littelfuse