CAD GENERATED DRAWING - NO PENCIL CHANGES ALLOWED

| PART NO. | A | B | C | D | E | F | G | H | J | K | L | M | MAX.TORQUE (in-lb/N-m) | MAX.CURRENT RATING (AMPS) | COLOR |
|---|---|---|---|---|---|---|---|---|---|---|---|---|---|---|---|
| JBPT2P01ZXR | 69.8 [2.75] | 38.1 [1.50] | 31.7 [1.25] | 31.7 [1.25] | 28.6 [1.13] | 9.5 [0.37] | 28.6 [1.13] | 4.8 [0.19] | 4.8±0.15 [0.19] | 50.8 [2.00] | 5.6[0.22]dia. hole w/ 11.2[0.44]dia. C'bore x 4.1[0.16] deep | 1/2-13 | 300 [33.9] | 400 | RED |
| JBPT2N02ZXB | 69.8 [2.75] | 36.6 [1.44] | 31.7 [1.25] | 38.1 [1.50] | 28.6 [1.13] | 9.5 [0.37] | None | 4.8 [0.19] | None | 50.8 [2.00] | 5.6[0.22] dia. | 1/2-13 | 300 [33.9] | 400 | BLACK |
| JBPT2N03ZXB | 69.8 [2.75] | 36.3 [1.43] | 31.7 [1.25] | 38.1 [1.50] | 28.6 [1.13] | 9.5 [0.37] | None | 4.8 [0.19] | None | 50.8 [2.00] | 5.6[0.22] dia. | 5/16-18 | 75 [8.5] | 200 | BLACK |

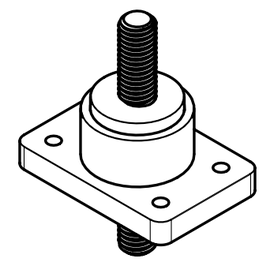

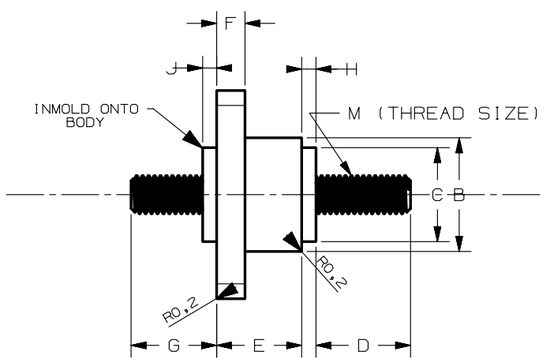


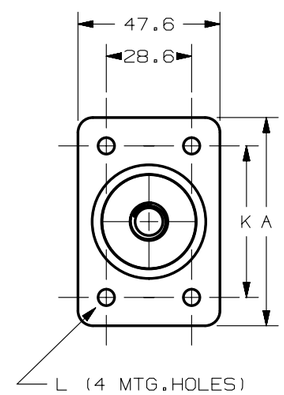


METRIC
ASSEMBLY

NOTES:

1. ALL DIMENSIONS ARE FOR REFERENCE ONLY.
2. MATERIAL :BODY-> THERMOPLASTIC,PA66
   STUD-> STEEL ZN Plated
3. MAXIMUM MOUNTING TORQUE 45 IN.LBS.(5 N-m).
4. TEMPERATURE RATING: -40°C TO 125°C

UNLESS OTHERWISE SPECIFIED, DIMENSIONS ARE IN MILLIMETERS.
DIMENSIONS IN BRACKETS [ ] ARE INCHES
UNLESS OTHERWISE SPECIFIED, DIMENSIONS DO NOT INCLUDE PLATING.

◎ DENOTES CRITICAL CHARACTERISTICS.

CPK DENOTES CPK DIMENSIONS, -MINIMUM CPK VALUE

ST DENOTES A CHARACTERISTIC THAT PROVIDES AN INDICATION OF PROCESS PERFORMANCE. PROCEDURE FOR MEASUREMENT AND TRACKING TO BE DEFINED IN LITTELFUSE INSPECTION INSTRUCTIONS

CP DENOTES CP DIMENSIONS, -MINIMUM CP VALUE MUST BE WITHIN THE DIMENSIONAL LIMITATIONS SHOWN ON DRAWING AND INITIALLY LOCATED TO ALLOW FOR MAXIMUM TOOL LIFE

MATL SPEC: SEE NOTES
FINISH: SEE NOTES

| | | DATE |
|---|---|---|
| DRW | N.ROQUE | 08/09/10 |
| CHK | | DATE |
| APPD | | DATE |

SCALE 1:1

FINISH GOOD WT GRAMS/PIECE

TOLERANCES UNLESS OTHERWISE SPECIFIED (REF. ISO 2768-fH)

| DIMENSION | UP TO 0.5 - 3 | OVER 3 - UP TO 6 | OVER 6 - UP TO 30 | OVER 30 - UP TO 120 | OVER 120 - UP TO 400 |
|---|---|---|---|---|---|
| TOLERANCE | ±0.05 | ±0.05 | ±0.1 | ±0.15 | ±0.2 |

COPIES TO: 1 9 18 / 2 10 19 / 3 12 20 / 4 13 21 / 5 14 23 / 6 15 33 / 7 16 43 / 8 17 53

TITLE: JUNCTION BLOCKS 1/2"-13 & 5/16"-13 (PASS-THRU & NON-PASS-THRU)

3RD ANGLE PROJECTION

Littelfuse® LIPA CITY, BATANGAS, PHILIPPINES

REVISION: B

DRWG. NO.: OL-JBPT2

OUTLINE SERIES

| LTR | DATE | REVISION | CHK | APD |
|---|---|---|---|---|
| A | 5/2/11 | 502161ERA-RELEASED NR | | |
| B | 7/29/13 | 509321 ERA SYUD UNIFY ZPENG | | |