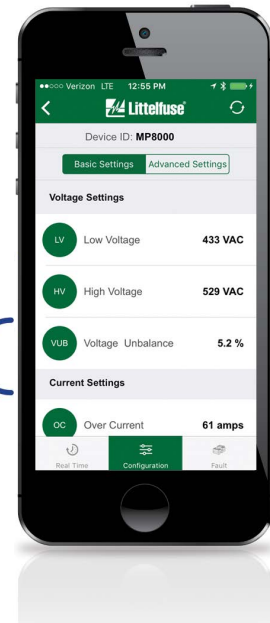


# NEW Littelfuse MP8000

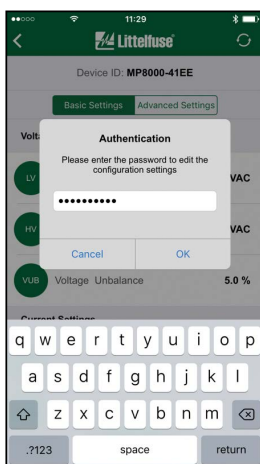
## Bluetooth® Overload Relay



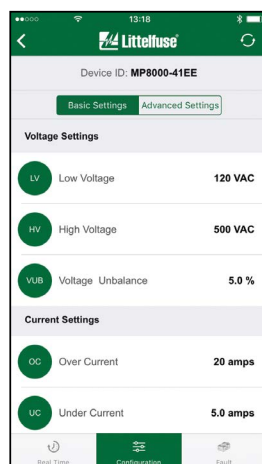
Monitor and control the MP8000 through the Littelfuse App on your smartphone. No need to open the control panel.

- Easily pair multiple MP8000 relays to your smartphone or tablet
- Stand next to the motor – not the relay – to monitor motor startup on new installations
- Improve safety: monitor your motor from 30 feet away
- Reduce set up time: less wiring
- One model works on all motors globally, 90 – 690VAC single-phase or 3-phase, 50/60Hz

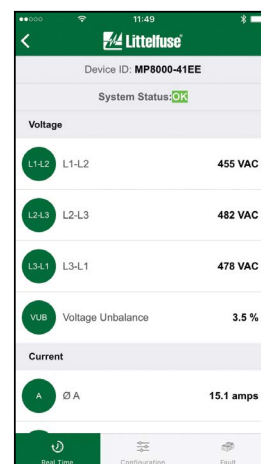
“This is a HUGE opportunity. During a new installation, I can be right next to the motor at start up to see if it’s binding (or other problems) and shut it off immediately.”



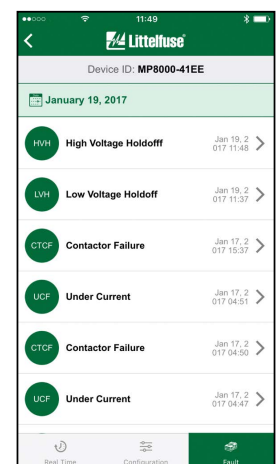
Secure pairing features. Littelfuse App knows what relays are in range. Identify panel or motor through your own custom label.



Easy to set Basic and Advanced Settings. Stand next to the motor and enter the motor specs right into the app to save set-up time.



Get Real-time system status readings for voltage, current, power, time-delay. It’s a volt meter, amp meter, power meter, and diagnostic tool in the palm of your hand.



View fault details immediately. All faults are time and date stamped.

# NEW Littelfuse MP8000

## Advanced Overload Relay Protection



### Features & Benefits

FEATURES	BENEFITS
<b>Bluetooth® interface</b>	Visual indication for programming, viewing real-time voltage or current, and last fault information (date and time stamped)
<b>Programmable voltage and current settings</b>	Allows usage on wide range of systems
<b>3 selectable restart options</b>	Choose from automatic, semi-automatic, or manual to best meet individual application needs
<b>4 programmable delay timers</b>	Program separate delay times for power up, rapid cycle protection, motor cool down, and underload restarting
<b>Flexible reset</b>	Reset can be done through pushbutton on panel, remotely via the network
<b>Network communications capability</b>	Compatible with Ethernet Modbus TCP/IP

### Ordering Information

MODEL	LINE VOLTAGE	MOTOR FULL AMP RANGE	DESCRIPTION
MP8000	90 – 690VAC (use of external potential transformers can extend upper voltage range above 690VAC)	0.5 – 1,000A+ (external CTs required above 100A)	Provides remote wired communication via Ethernet Modbus TCP/IP
MP8100	90 – 690VAC (use of external potential transformers can extend upper voltage range above 690VAC)	0.5 – 1,000A+ (external CTs required above 100A)	Provides remote wired communication via Ethernet Modbus TCP/IP, RS485, and CAN bus