

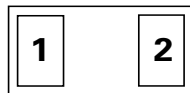
AQ1210-01ETG

Bidirectional Discrete TVS Diode, General Purpose Surge Protection




Note: This package image is for example and reference only. for detail package drawing, please refer to the package section in this datasheet.

Pinout



Functional Block Diagram



Description

The AQ1210-01ETG bidirectional TVS is fabricated in a proprietary silicon avalanche technology. These diodes provide a high ESD (electrostatic discharge) protection level for electronic equipment. The AQ1210-01ETG TVS can safely absorb repetitive ESD strikes of ± 30 kV (contact and air discharge as defined in IEC 61000-4-2) without any performance degradation. Additional, each TVS can safely dissipate a 15A 8/20us surge event as defined in IEC 61000-4-5 2nd edition.

Features & Benefits

- ESD, IEC 61000-4-2, ± 30 kV contact, ± 30 kV air
- EFT, IEC 61000-4-4, 40A (5/50ns)
- Surge tolerance, IEC 61000-4-5 2nd Edition, 15A (8/20us)
- ESD, ISO 10605, 330pF 330 Ω , ± 30 kV contact, ± 30 kV air
- Low leakage current of 0.02 μ A (TYP) at 5V
- Halogen free, lead free and RoHS compliant
- Moisture Sensitivity Level (MSL -1)
- AECQ-101 qualified and PPAP capable

Applications

- Switches / Buttons
- Test Equipment / Instrumentation
- Point-of-Sale Terminals
- Medical Equipment
- Automotive
- Computer Peripherals
- Battery

Life Support Note:

Not Intended for Use in Life Support or Life Saving Applications

The products shown herein are not designed for use in life sustaining or life saving applications unless otherwise expressly indicated.

AQ1210-01ETG

Bidirectional Discrete TVS Diode, General Purpose Surge Protection

Absolute Maximum Ratings

Symbol	Parameter	Value	Units
I_{PP}	Peak Current ($t_p=8/20\mu s$)	15	A
T_{OP}	Operating Temperature	-40 to 150	°C
T_{STOR}	Storage Temperature	-55 to 150	°C

CAUTION: Stresses above those listed in "Absolute Maximum Ratings" may cause permanent damage to the component. This is a stress only rating and operation of the component at these or any other conditions above those indicated in the operational sections of this specification is not implied.

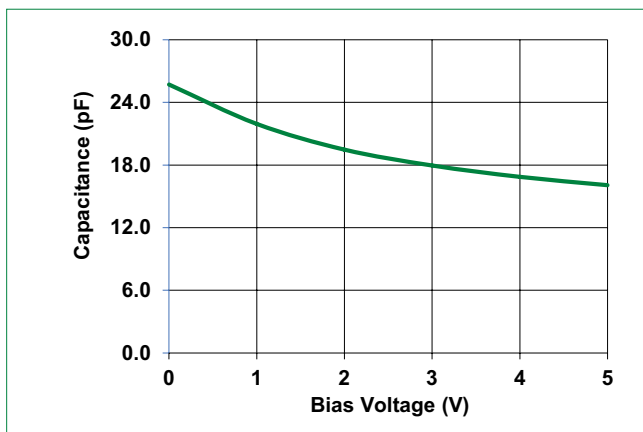
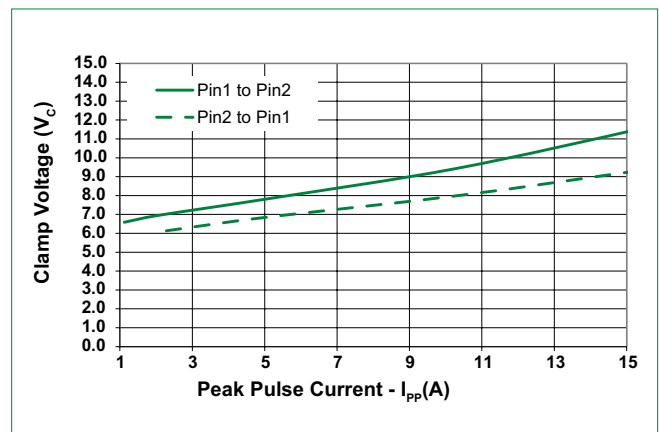
Electrical Characteristics ($T_{OP}=25^\circ C$)

Parameter	Symbol	Test Conditions	Min	Typ	Max	Units
Reverse Standoff Voltage	V_{RWM}	$I_R=1\mu A$			5	V
Breakdown Voltage	V_{BR}	$I_R=1mA$	5.2	5.5		V
Reverse Leakage Current	I_{LEAK}	$V_R=5V$		0.02	0.1	μA
Clamp Voltage ¹	V_C	$I_{PP}=15A, t_p=8/20\mu s$		11		V
Dynamic Resistance ²	R_{DYN}	TLP, $t_p=100ns$		0.11		Ω
ESD Withstand Voltage ¹	V_{ESD}	IEC 61000-4-2 (Contact Discharge)	± 30			kV
		IEC 61000-4-2 (Air Discharge)	± 30			kV
Diode Capacitance ¹	C_{IO-GND}	Reverse Bias=0V, $f=1MHz$		25		pF

Note:

1. Parameter is guaranteed by design and/or component characterization.

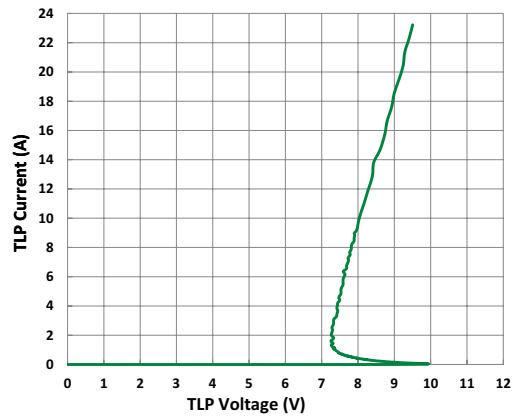
2. Transmission Line Pulse (TLP) with 100ns width, 0.2ns rise time, and average window $t_1=70ns$ to $t_2=90ns$

Capacitance vs Reverse Bias**Clamping Voltage vs. I_{PP}** 

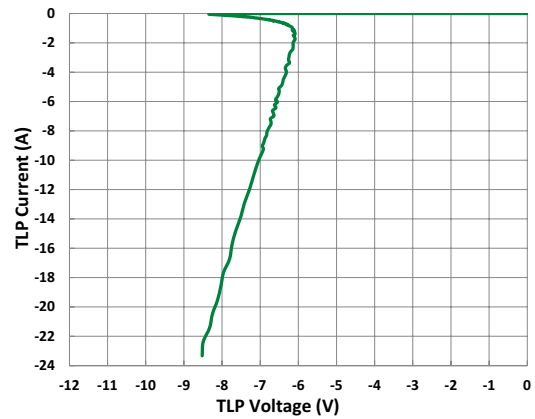
AQ1210-01ETG

Bidirectional Discrete TVS Diode, General Purpose Surge Protection

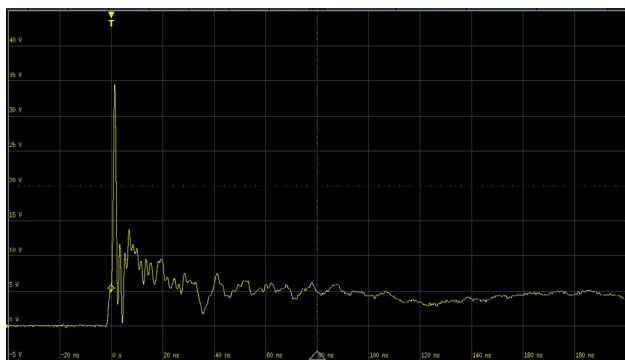
Positive Transmission Line Pulsing (TLP) Plot



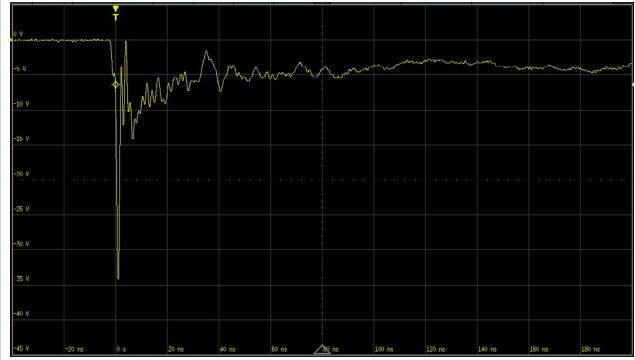
Negative Transmission Line Pulsing (TLP) Plot



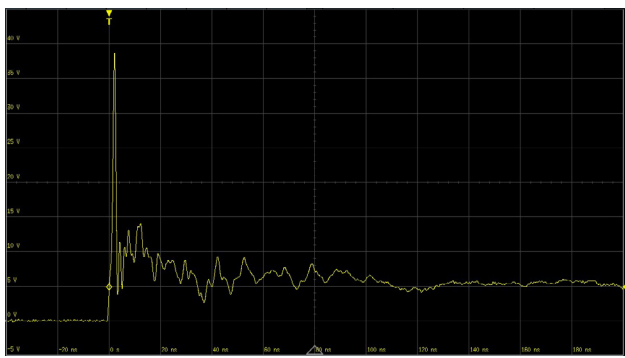
IEC 61000-4-2 +8 kV Contact ESD Clamping Voltage



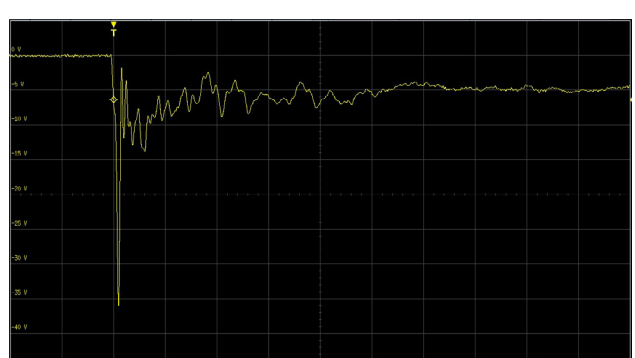
IEC 61000-4-2 -8 kV Contact ESD Clamping Voltage



ISO10605 contact discharge plot at +8 kV



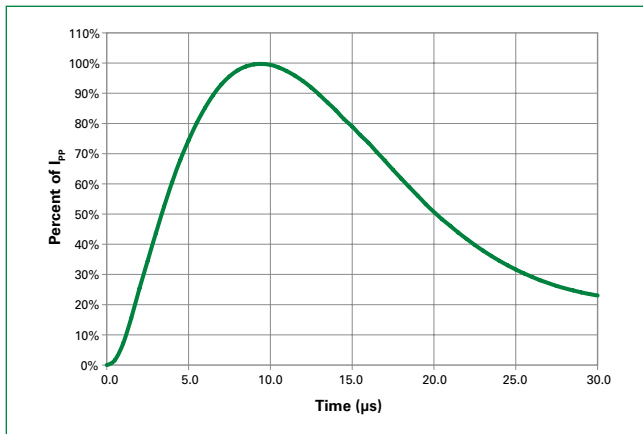
ISO10605 contact discharge plot at -8 kV



AQ1210-01ETG

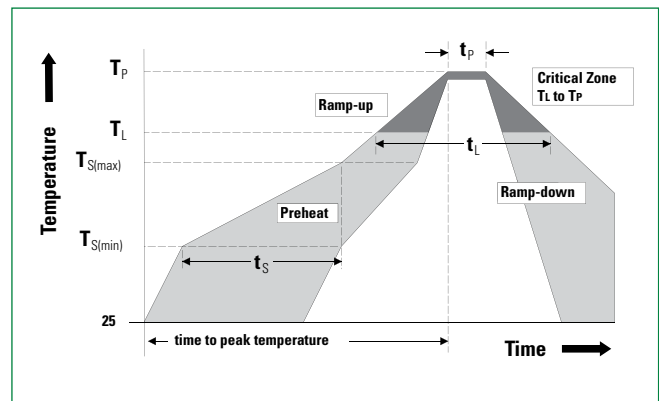
Bidirectional Discrete TVS Diode, General Purpose Surge Protection

8/20μs Pulse Waveform



Soldering Parameters

Reflow Condition		Pb – Free assembly
Pre Heat	- Temperature Min ($T_{s(min)}$)	150°C
	- Temperature Max ($T_{s(max)}$)	200°C
	- Time (min to max) (t_s)	60 – 120 secs
Average ramp up rate (Liquidus) Temp (T_L) to peak		3°C/second max
$T_{s(max)}$ to T_L - Ramp-up Rate		3°C/second max
Reflow	- Temperature (T_L) (Liquidus)	217°C
	- Temperature (t_l)	60 – 150 seconds
Peak Temperature (T_p)		260 ^{+0/-5} °C
Time within 5°C of actual peak Temperature (t_p)		30 seconds
Ramp-down Rate		6°C/second max
Time 25°C to peak Temperature (T_p)		8 minutes Max.
Do not exceed		260°C



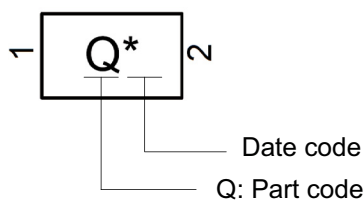
Product Characteristics

Lead Plating	Matte Tin
Lead material	Copper Alloy
Substrate Material	Silicon
Body Material	Molded Compound
Flammability	UL Recognized compound meeting flammability rating V-0

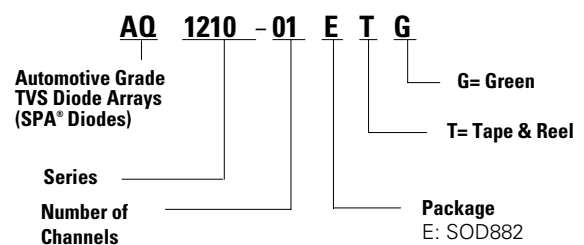
Ordering Information

Part Number	Package	Min. Order Qty.
AQ1210-01ETG	SOD882	10,000

Part Marking System



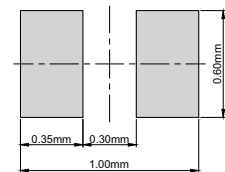
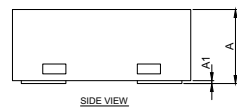
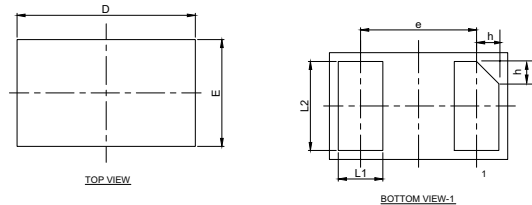
Part Numbering System



AQ1210-01ETG

Bidirectional Discrete TVS Diode, General Purpose Surge Protection

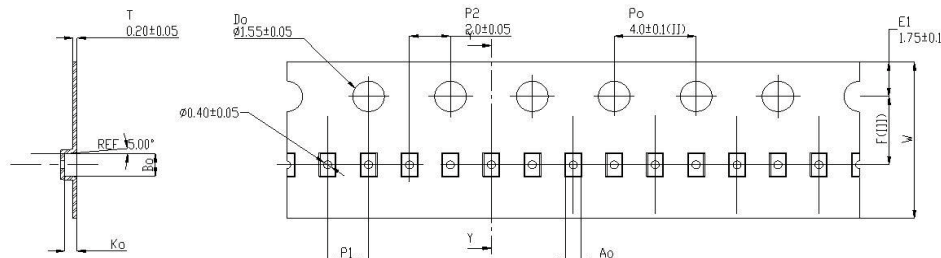
Package Dimensions — SOD882



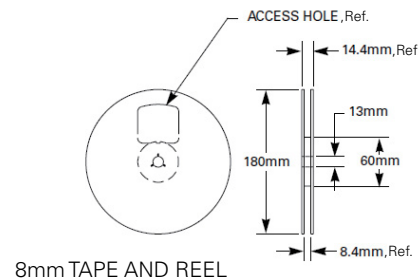
Drawing#: E03-B

Symbol	SOD882					
	Millimeters			Inches		
	Min	Typ	Max	Min	Typ	Max
A	0.40	0.50	0.55	0.016	0.020	0.022
A1	0.00	0.02	0.05	0.000	0.001	0.002
L1	0.20	0.25	0.30	0.008	0.010	0.012
L2	0.45	0.50	0.55	0.018	0.020	0.022
D	0.95	1.00	1.05	0.037	0.039	0.041
E	0.55	0.60	0.65	0.022	0.024	0.026
e	0.65 BSC			0.026 BSC		
h	0.07	0.12	0.17	0.003	0.005	0.007

Embossed Carrier Tape and Reel Specification — SOD882



Symbol	Millimeters
A0	0.70+/-0.045
B0	1.10+/-0.045
K0	0.65+/-0.045
F	3.50+/-0.05
P1	2.00+/-0.10
W	8.00 + 0.30 -0.10



Product Disclaimer: Littelfuse products are not designed for, and shall not be used for, any purpose (including, without limitation, automotive, military, aerospace, medical, life-saving, life-sustaining or nuclear facility applications, devices intended for surgical implant into the body, or any other application in which the failure or lack of desired operation of the product may result in personal injury, death, or property damage) other than those expressly set forth in applicable Littelfuse product documentation. Warranties granted by Littelfuse shall be deemed void for products used for any purpose not expressly set forth in applicable Littelfuse documentation. Littelfuse shall not be liable for any claims or damages arising out of products used in applications not expressly intended by Littelfuse as set forth in applicable Littelfuse documentation. The sale and use of Littelfuse products is subject to Littelfuse Terms and Conditions of Sale, unless otherwise agreed by Littelfuse. "Littelfuse" includes Littelfuse, Inc., and all of its affiliate entities. <http://www.littelfuse.com/disclaimer-electronics>.