

### 850/851/852/853 Series Enclosed Fuse Holders for 5x20mm Fuses



Agency Approval				
Agency	Part Number			
	850	851	852	853
Agency File Number				
	400345355		40033885	
E70164				

### Additional Information



**Datasheet**  
850 Series



**Resources**  
850 Series



**Samples**  
850 Series



**Datasheet**  
851 Series



**Resources**  
851 Series



**Samples**  
851 Series



**Datasheet**  
852 Series



**Resources**  
852 Series



**Samples**  
852 Series



**Datasheet**  
853 Series



**Resources**  
853 Series



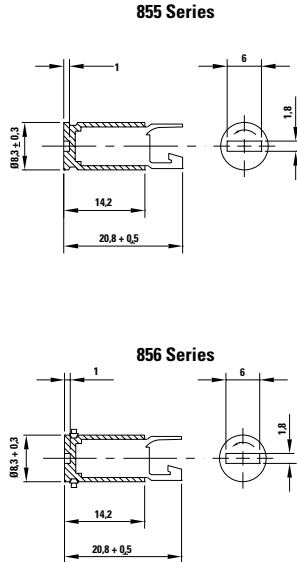
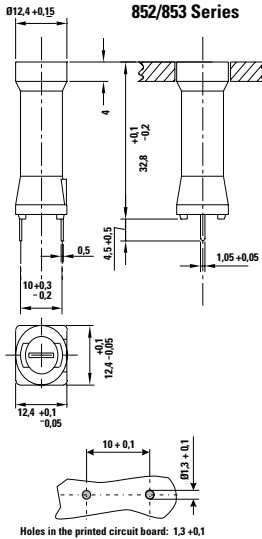
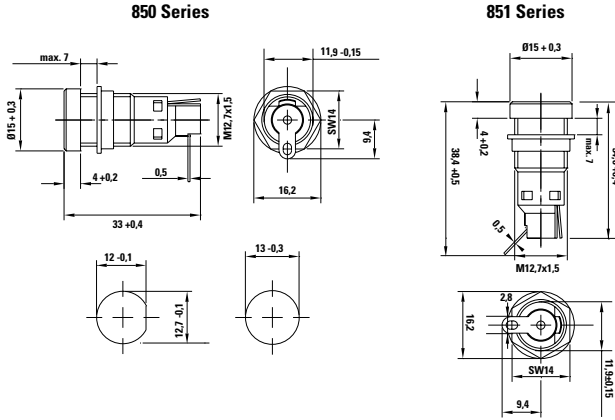
**Samples**  
853 Series

### Product Characteristics

	850/851 Series	852/853 Series	
<b>Compatible Fuse</b>	5x20mm		
<b>Materials</b>	<b>Holder:</b> Black Thermoplastic		
	<b>Cap:</b> Black Thermoplastic Both UL94V0		
	<b>Sealing Ring:</b> Silicon (Cap 856)		
	<b>Metal Parts:</b> Copper alloy, corrosion protected		
<b>Electrical Data (23°C)</b>	<b>Terminals:</b> Solderable tinned		
	<b>Rated Voltage:</b> 250V		
	<b>Rated Current:</b> 10A (UL and VDE)	<b>Rated Current:</b> 6.3A (VDE) 12A (UL)	
	<b>Rated Power:</b> 3.2W (VDE)	<b>Rated Power:</b> 2W (VDE)	
<b>Mounting</b>	12.7mm diameter D-hole or 13mm round hole Admissible torque on plastic hex nut is 1.2Nm	(2) Solder pins 0.5mm×1.1mm	
	<b>Terminals</b>		
<b>Protection Class &amp; Category</b>	Solderable only, 4mm×0.5mm (850)		
	Solderable or 2.8mm quick connect - fits 0.5mm tab (851)		
<b>Operating Temp.</b>	IP 40 (with Cap 855 acc. to IEC 60529) IP 54 (with Cap 856 acc. to IEC 60529) PC2 (IEC 60127-6)		
<b>Climatic Test</b>	-40°C to +85°C		
<b>Stock Conditions</b>	-40°C/+85°C/21 days (IEC 60068-2-1...3)		
<b>Contact Resistance</b>	0°C to 60°C, Max 70% R.H.		
<b>Impulse Voltage</b>	≤ 5mΩ at 20mV		
<b>Insulation Resistance</b>	4 kV, 50Hz, 1 min., dry		
<b>Solderability</b>	> 10 <sup>3</sup> MΩ (500VDC, 1 min.)		
	350°C/2 sec. acc to IEC 60068-2-20, Test Ta, method 2	235°C/2 sec. acc to IEC 60068-2-20, Test Tb, method 1	
<b>Soldering Heat Resistance</b>	350°C/10 sec. acc to IEC 60068-2-20, Test Tb, method 2		
<b>Minimum Cross Section</b>	260°C/10 sec. acc to IEC 60068-2-20, Test Tb, method 1A		
<b>Marking</b>	Conductor - 1.5mm <sup>2</sup>		
<b>Unit Weight</b>	Conducting path - 0.2mm <sup>2</sup>		
	Part No., 250V, Approvals		
	4.1g (850) / 1.8g (855) 4.2g (851) / 1.9g (856)	3.2g (852) / 1.8g (855) 3.2g (853) / 1.9g (856)	

**Note:** Refer to [Fuseology](#) for information on proper fuseholder re-rating.

### Dimensions



### Ordering Information

Description	Ordering Number	Packaging
Cap, w/out ring (IP40)	85500001009	Bulk 100
Cap, w/silicon ring (IP54)	85600001009	Bulk 100
850 Series Holder (IP40)	85000001009	Bulk 100
851 Series Holder (IP54)	85100001009	Bulk 100
852 Series Holder (IP40)	85200001009	Bulk 100
853 Series Holder (IP54)	85300001009	Bulk 100