


Gas Discharge Tubes GTCX25-XXXM-R05 Series

Littelfuse Circuit Protection 5mm 2Pole GDTs (ceramic gas discharge tubes), are commonly used to help protect sensitive telecom equipment such as communication lines, signal lines and data transmission lines from damage caused by transient surge voltages that typically result from lightning strikes and equipment switching operations.

Littelfuse Circuit Protection GDTs offer a high level of surge protection, low capacitance and a broad array of breakover voltage levels, making them suitable for applications such as MDF (Main Distribution Frame) modules, high data-rate telecom applications (e.g. ADSL, VDSL), and surge protection on power lines. Littelfuse Circuit Protection GDTs, can help equipment meet the most stringent regulatory standards.



Benefits:

- Compact, small form factor suitable for efficient assembly
- Helps provide overvoltage fault protection against high energy surges
- Suitable for high-frequency applications

Features:

- 2Pole, 5mm devices
- Broad voltage range from 75V-230V
- Various form factors: surface mount, leaded, no leads
- Low capacitance and insertion loss
- UL 497B recognized
- RoHS compliant
- Devices tested per ITU K.12 recommendations
- Non radioactive materials

Applications:

- Telecommunications
 - MDF modules, xDSL equipment, RF system protection, antenna, base station
- Industrial and consumer electronics, such as
 - Surge protectors
 - Alarm system

Gas Discharge Tubes

GTCX25-XXXM-R05 Series

Device Voltage Ratings and Part Marking

Part Number	DC Sparkover	Impulse Sparkover		DC Holdover Voltage	On-State Voltage
	@ 100V/s ±20% Tolerance (V)	@ 100 V/μs (V)	@ 1000 V/μs (V)	Per ITU K.12 (<150ms) (V)	Nominal (@ 1A) (V)
GTCX25-750M-R05	75	450	550	<52	20
GTCX25-900M-R05	90	450	550	<52	20
GTCX25-141M-R05	140	500	600	<80	20
GTCX25-151M-R05	150	500	600	<80	20
GTCX25-201M-R05	200	600	700	<135	20
GTCX25-231M-R05	230	600	700	<135	20

Device Surge Rating, Capacitance, Insulation Resistance, UL

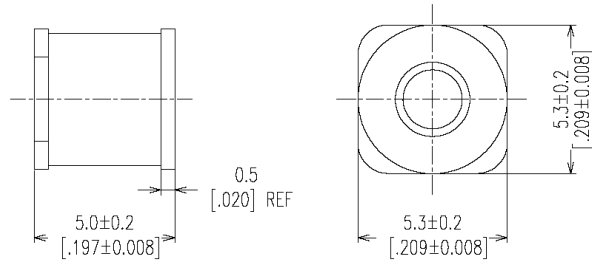
Part Number	Impulse Discharge Current	Impulse Life	AC Discharge Current (1sec duration; 10 hits)	Capacitance	Insulation Resistance	UL Rating
	8x20us 10 hits	10x1000us 300 hits	@ 50 Hz	@ 1Mhz	@ 100V*	UL497B #E179610
GTCX25-xxxM-R05	5kA	100A	5Arms	<1pF	10,000 (MΩ)	All Devices

* Devices <=90V measured @ 50V
 Devices >=500V measured @ 250V

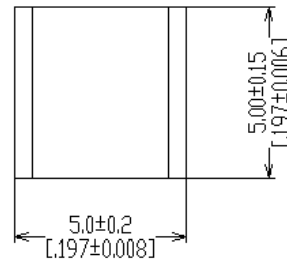
GTCX25-XXM-R05 Series

Product Dimensions

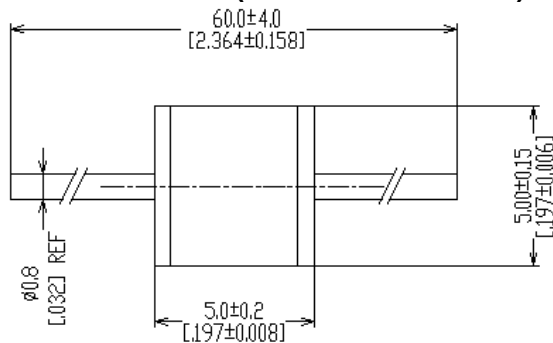
Surface-Mount (GTCS25-XXM-R05)



No Ledged (GTCN25-XXM-R05)

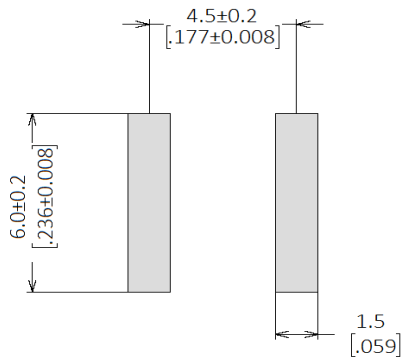


Axial Ledged (GTCA25-XXM-R05)



$$\text{DIMENSIONS} = \frac{\text{MILLIMETERS}}{(\text{INCHES})}$$

Pad Layout – Surface Mount Devices (GTCS25-XXM-R05)



General Characteristics

No Radioactive Material

Storage Temperature: -40°C...+90°C

Operating Temperature: -40°C...+90°C

Body: Nickel Plated

Leads: Surface Mount, Axial Devices: Tin Plated; No-ledged Devices*: Nickel Plated

***Non- Ledged Devices are non-solderable; meant for insertion into magazine clips**

GTCX25-XXXM-R05 Series

Packaging Information

Part Description	Tray / Reel	Standard Package
Non-Leaded: GTCN25-XXXM-R05	200pcs	5,000pcs
With Leads: GTCA25-XXXM-R05	100pcs	1,000pcs
Surface Mount: GTCS25-XXXM-R05	1,500pcs (Reel)	12,000pcs

Part Numbering System

Example Part Number: GTCX25-231M-R05

GT =	Gas Tube
C =	Ceramic
X =	Lead Configuration: N = No leads; A = Axial Leads; S = Surface-mount
2 =	2 Electrode device
5 =	5mm Diameter
231 =	DC Spark Over Voltage of 230V (at 100V/s)
M =	Tolerance of 20% on DC Spark Over Voltage
R =	Product Family Designator
05 =	Surge rating: 8x20µs 5kA 10 times

Part Marking Reference

Littelfuse products are not designed for, and shall not be used for, any purpose (including, without limitation, automotive, military, aerospace, medical, life-saving, life-sustaining or nuclear facility applications, devices intended for surgical implant into the body, or any other application in which the failure or lack of desired operation of the product may result in personal injury, death, or property damage) other than those expressly set forth in applicable Littelfuse product documentation. Warranties granted by Littelfuse shall be deemed void for products used for any purpose not expressly set forth in applicable Littelfuse documentation. Littelfuse shall not be liable for any claims or damages arising out of products used in applications not expressly intended by Littelfuse as set forth in applicable Littelfuse documentation. The sale and use of Littelfuse products is subject to Littelfuse Terms and Conditions of Sale, unless otherwise agreed by Littelfuse.