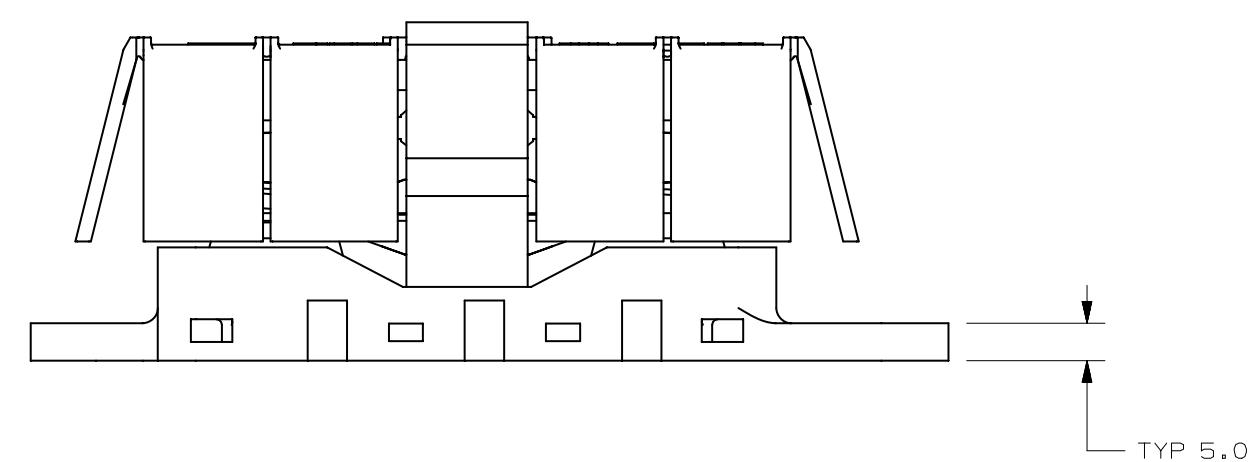
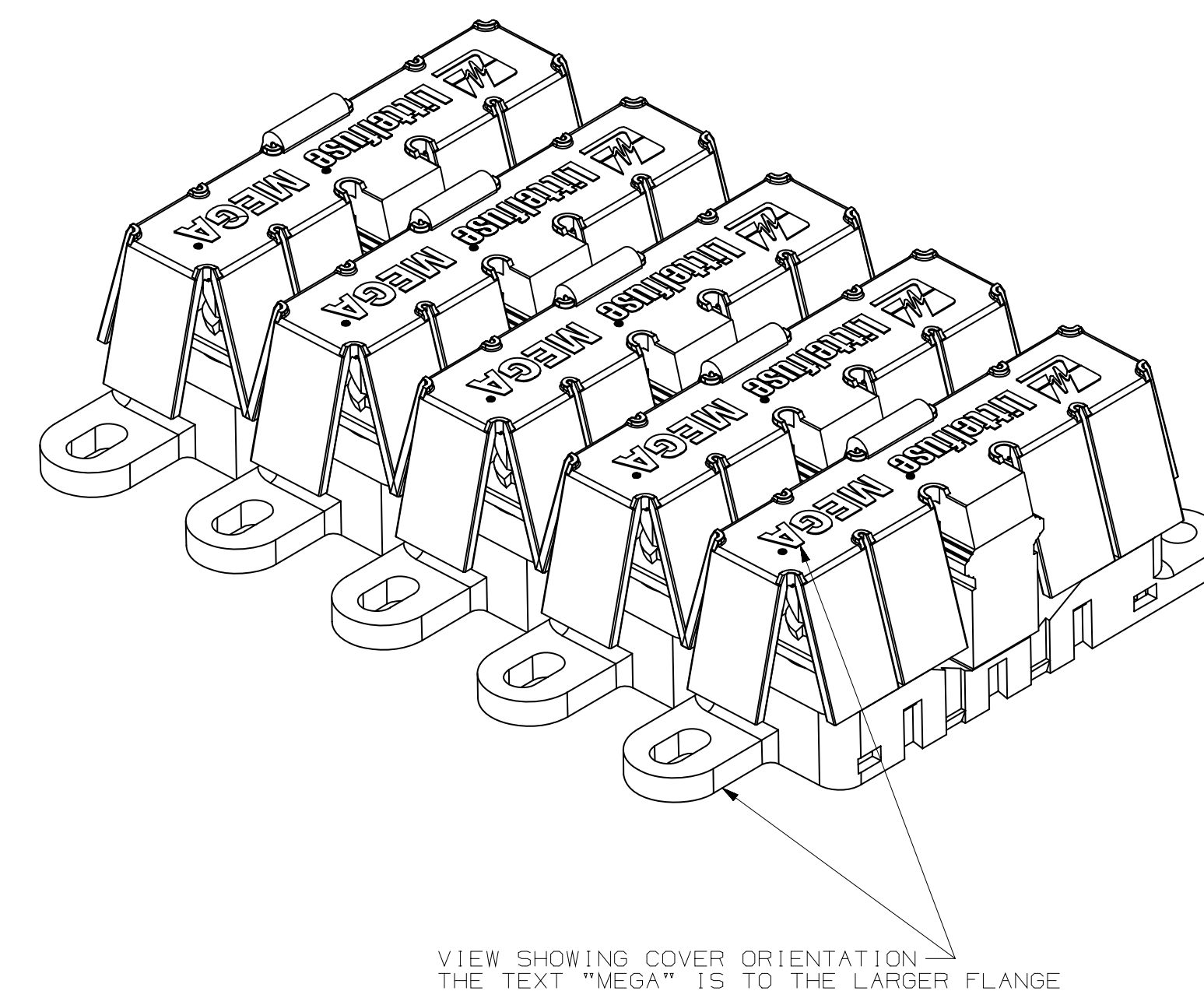
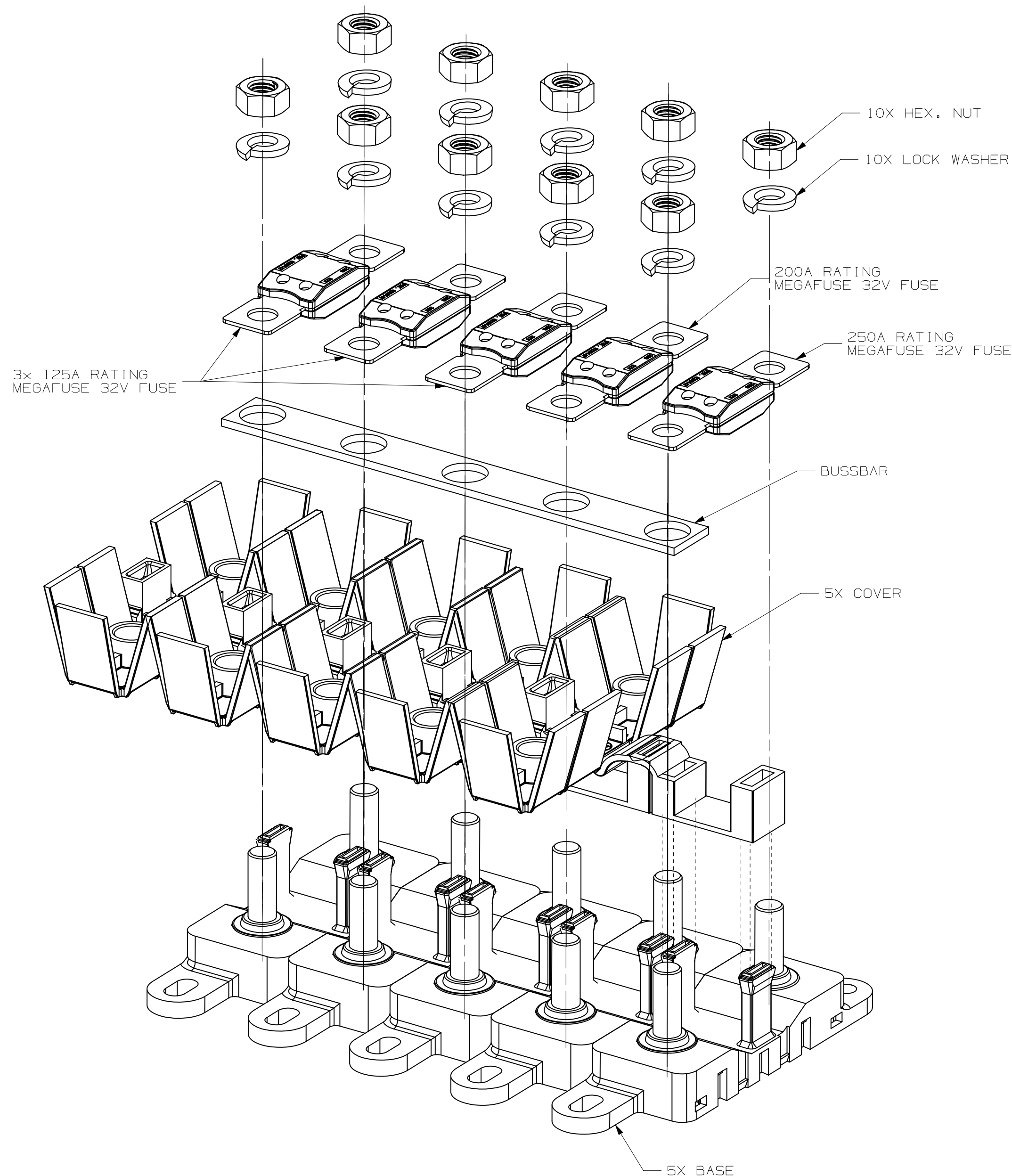
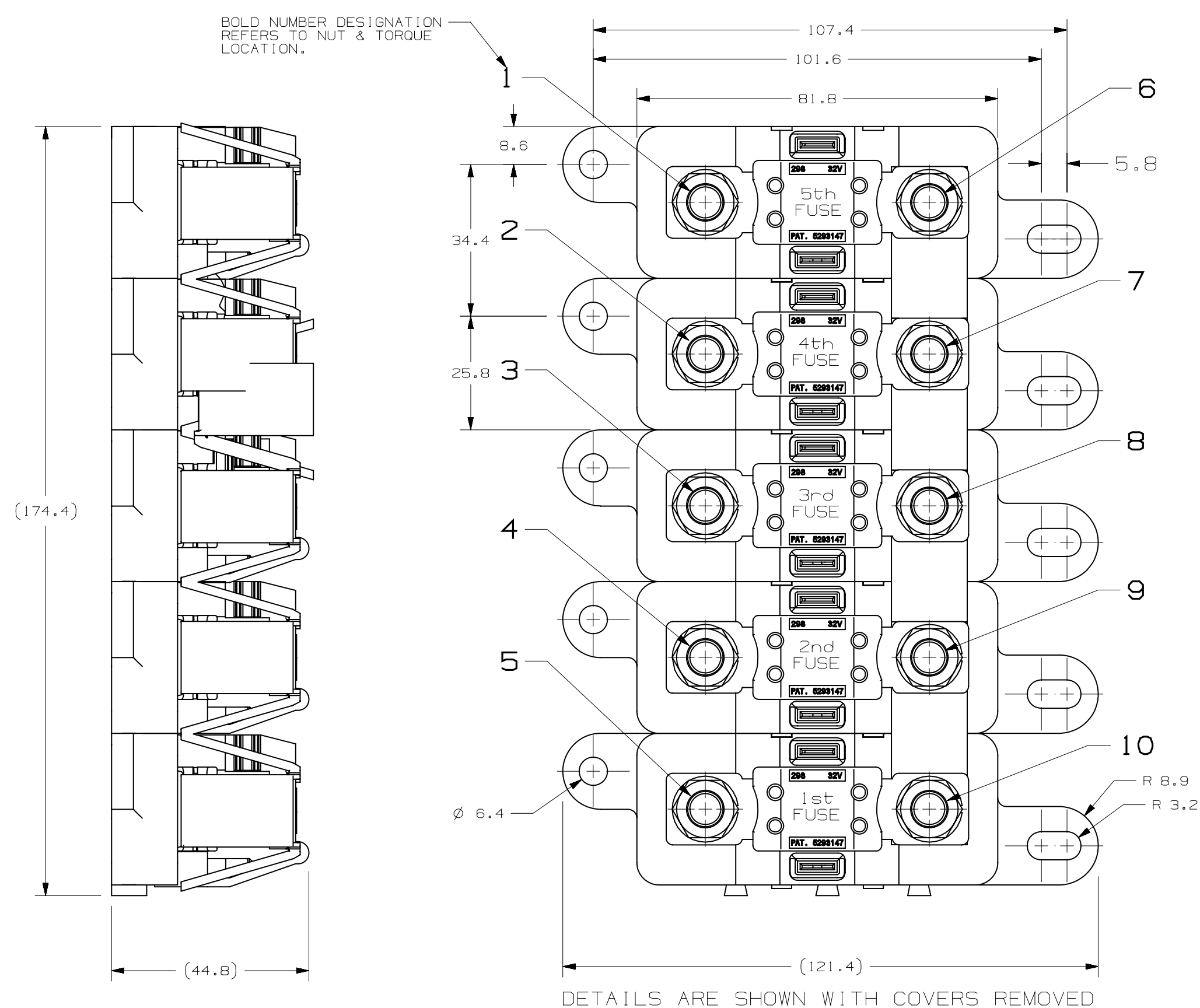


LTR	DATE	REVISION	CHK	APD
A	12/12/11	5039268A-RELEASE	OPL	



1. DURING FINAL ASSEMBLY, HEX NUTS ARE INITIALLY PROVIDED FINGER TIGHTENED ONLY
2. MATERIAL:
COVER - COVER: TPV 251-80W232
BASE: AMODEL 6133 V0, BLACK
STUDS & NUTS - M8 X 1.25 STEEL, ZINC PLATED WITH TRIVALENT CHROMATE, LEACHED AND SEALED, INTEGRAL TORQUE CONTROL LUBRICANT FINISH (MEETS 96 HR. ASTM STD. B-117 SALT SPRAY REQ.)
3. TEMPERATURE RATING: -40°C TO 125°C

NO	COMPONENT NO	DESCRIPTION	QTY/M	U/M
BILL OF MATERIAL				
UNLESS OTHERWISE SPECIFIED, DIMENSIONS ARE IN MILLIMETERS.				
DIMENSIONS IN BRACKETS () ARE INCHES				
UNLESS OTHERWISE SPECIFIED, DIMENSIONS DO NOT INCLUDE PLATING.				
⊙	DENOTES CRITICAL CHARACTERISTICS.			
CPK	DENOTES CPK DIMENSIONS, -MINIMUM CPK VALUE			
ST	DENOTES A CHARACTERISTIC THAT PROVIDES AN INDICATION OF PROCESS PERFORMANCE. PROCEDURE FOR MEASUREMENT AND TRACKING TO BE DEFINED IN LITTELFUSE INSPECTION INSTRUCTIONS			
CP	DENOTES CP DIMENSIONS, -MINIMUM CP VALUE MUST BE WITHIN THE DIMENSIONAL LIMITATIONS SHOWN ON DRAWING AND INITIALLY LOCATED TO ALLOW FOR MAXIMUM TOOL LIFE			
COPIES TO		MATERIAL SPEC		
1	9	18	FINISH	
2	10	19		
3	12	20		
4	13	21	DRW	OPL
5	14	23	DATE	12/12/11
6	15	33	SCALE	1:1
7	16	43	CHK	DATE
8	17	53	APPD	DATE
TOLERANCES UNLESS OTHERWISE SPECIFIED (REF. ISO 2768-MK1)				
DIMENSION	0.5 - .51	.5 - .6	.6 - .30	.30 - .20
TOLERANCE	+0.1	+0.1	+0.2	+0.3
3RD ANGLE PROJECTION				
TITLE		5 POLE FLEX-MEGA FUSE HOLDER		
METRIC		LITTELFUSE		
REV. A		REV. NO. 02985003ZXC		

METRIC



REV. NO. 02985003ZXC

CAD GENERATED DRAWING - NO PENCIL CHANGES ALLOWED