CAD GENERATED DRAWING - NO PENCIL CHANGES ALLOWED

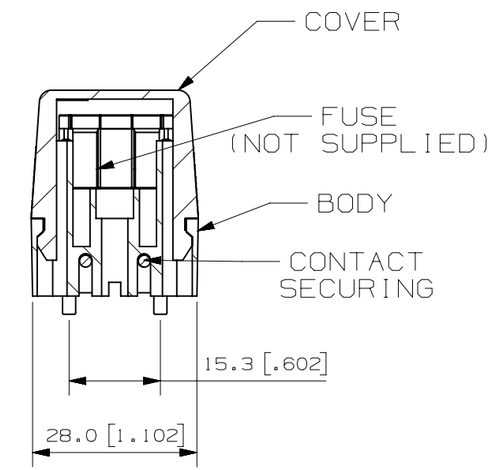

SECTION B-B

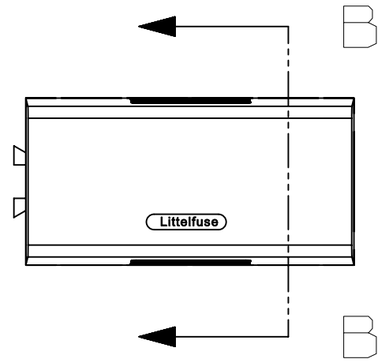

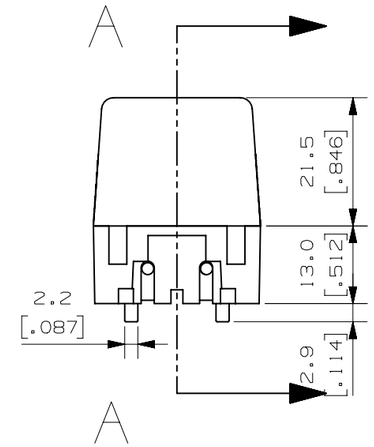

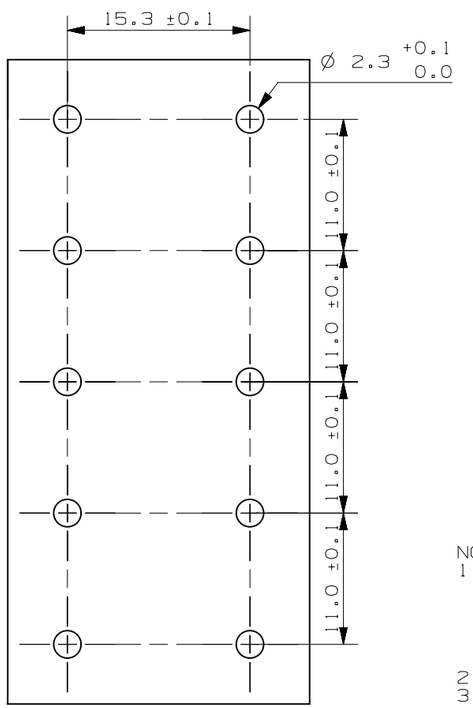

MOUNTING HOLE LAYOUT
SCALE 2 : 1

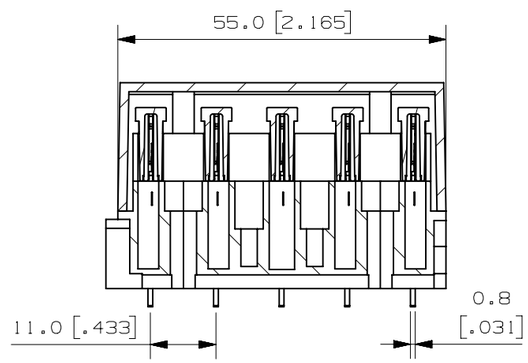

SECTION A-A

NOTES:
1. MATERIALS:
   COVER: CRYSTAL-CLAER POLYCARBONATE
   BODY: BLACK POLYAMIDE, GLASS FIBER REINFORCED
   CONTACT SECURING: WHITE POLYAMIDE, GLASS FIBER REINFORCED
   CONTACTS: TIN PLATED BRASS, PLATING THICKNESS 8-10u
2. INSERTION FORCE: 20-50N
3. EXTRACTION FORCE: 12-50N

METRIC
ASSEMBLY

BILL OF MATERIAL

NO	COMPONENT NO	DESCRIPTION	QTY/M	U/M

UNLESS OTHERWISE SPECIFIED, DIMENSIONS ARE IN MILLIMETERS.
DIMENSIONS IN BRACKETS [ ] ARE INCHES
UNLESS OTHERWISE SPECIFIED, DIMENSIONS DO NOT INCLUDE PLATING.

◎ DENOTES CRITICAL CHARACTERISTICS.
CPK DENOTES CPK DIMENSIONS, -MINIMUM CPK VALUE
ST DENOTES A CHARACTERISTIC THAT PROVIDES AN INDICATION OF PROCESS PERFORMANCE. PROCEDURE FOR MEASUREMENT AND TRACKING TO BE DEFINED IN LITTELFUSE INSPECTION INSTRUCTIONS
CP DENOTES CP DIMENSIONS, -MINIMUM CP VALUE MUST BE WITHIN THE DIMENSIONAL LIMITATIONS SHOWN ON DRAWING AND INITIALLY LOCATED TO ALLOW FOR MAXIMUM TOOL LIFE

MATL SPEC: REFER TO NOTES
FINISH: REFER TO NOTES

DRW	FYUE	DATE 1/22/14	SCALE 1:1
CHK		DATE	SUPER DR
APPD		DATE	FINISH GOOD WT GRAMS/PIECE

TOLERANCES UNLESS OTHERWISE SPECIFIED (REF. ISO 2768-fH)

DIMENSION	UP TO 3	OVER 3 UP TO 6	OVER 6 UP TO 30	OVER 30 UP TO 120	OVER 120 UP TO 400
	0.5	±0.1	±0.2	±0.3	±0.5
TOLERANCE	±0.1				

3RD ANGLE PROJECTION

COPIES TO: 1 9 18 / 2 10 19 / 3 12 20 / 4 13 21 / 5 14 23 / 6 15 33 / 7 16 43 / 8 17 53

TITLE: ATO BLOCK 5 POSITIONS, P.C. BOARD CONTACTS

Littelfuse® LIPA CITY, BATANGAS, PHILIPPINES

REVISION: A
DRWG. NO. 035004202
OUTLINE

LTR	DATE	REVISION	CHK	APD
A	01/22/14	510031ERA-NEW RELEASE FYUE		