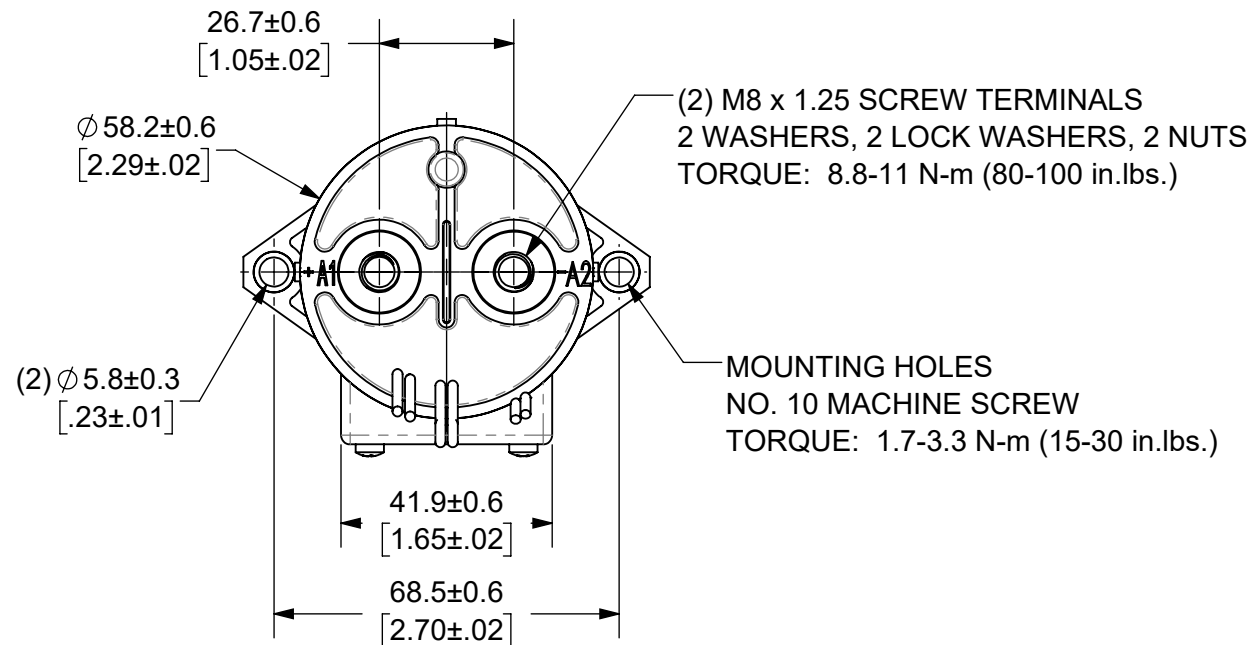


THIS DRAWING AND THE INFORMATION CONTAINED WITHIN IT ARE CONFIDENTIAL AND MAY NOT BE COPIED OR DISCLOSED WITHOUT THE WRITTEN PERMISSION OF LITTELFUSE.

REVISIONS				
ZONE	REV.	DESCRIPTION	DATE	APPROVED
	A	INITIAL RELEASE. GCF 500000021760	12/13/2019	DGK



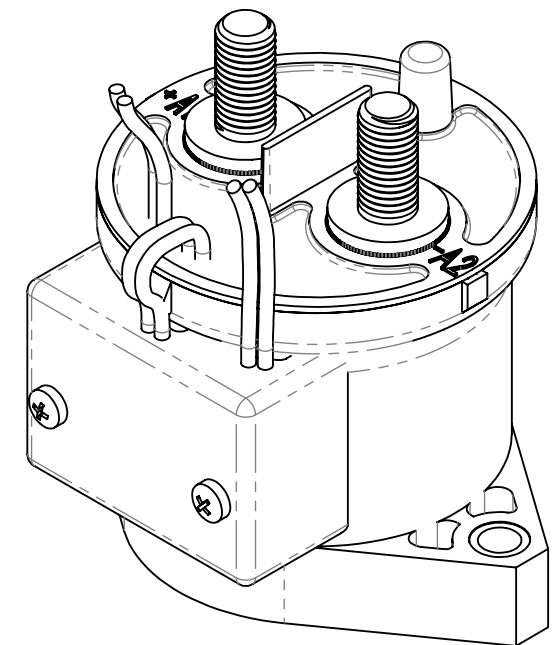
NOTES: UNLESS OTHERWISE SPECIFIED

- CONTACT ARRANGEMENT: SPST-NO
- CONTINUOUS CURRENT RATING: 250 AMPS
- CONTACT VOLTAGE RATING: 12 - 900 VDC
- CONTACT TERMINALS NON-POLARIZED
- HARDWARE: 2 - M8 NUTS, 2 - M8 LOCKWASHERS, 2 - M8 FLAT WASHERS
- WEIGHT: 430 GRAMS (15 OZ.)
- CERTIFICATIONS:



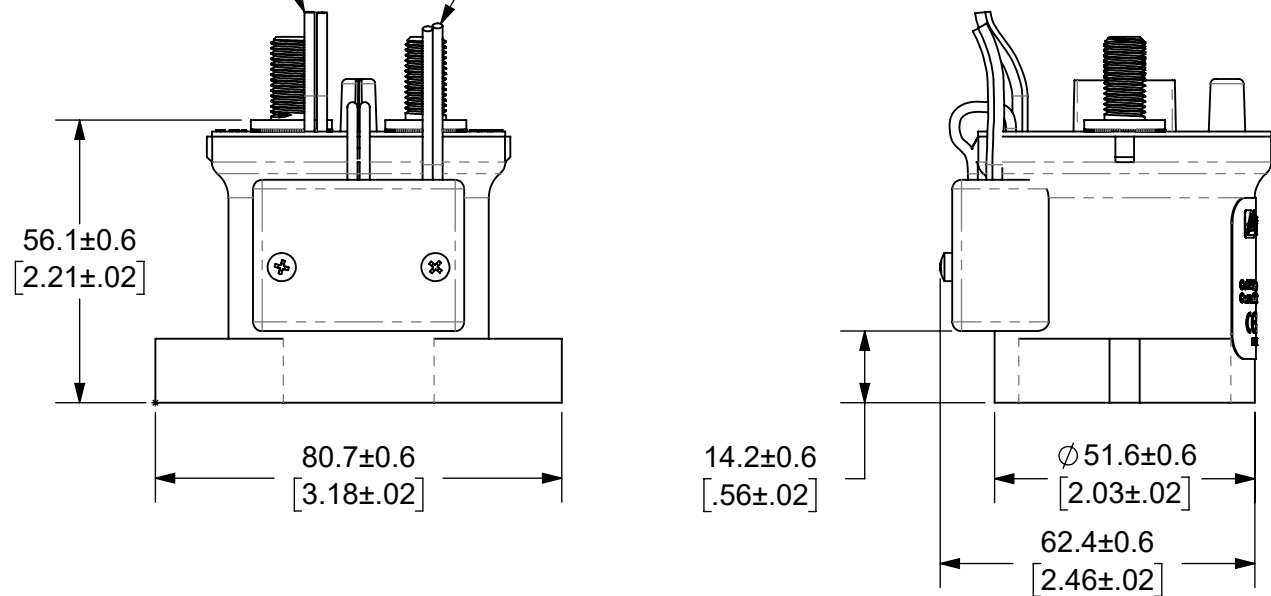
UL RECOGNIZED FOR CANADA AND THE UNITED STATES.  
EUROPEAN ECONOMIC AREA RECOGNIZED.

- RoHS COMPLIANT
- AUXILIARY CONTACT RATING, SPST-NO:  
2A @ 30VDC  
3A @ 125VDC



AUXILIARY CONTACT, SPST-NO  
WHITE WIRES  
LENGTH: 390±10 [15.4±.4]

COIL WIRES  
RED (+), BLACK (-)  
LENGTH: 390±10 [15.4±.4]



ENGINEERING DESIGN DATA

COIL DATA							SHORT CIRCUIT	DIELECTRIC VOLTAGE	ELECTRICAL LIFE
COIL VOLTAGE (VDC)	NOMINAL POWER (WATTS)	PICK-UP VOLTAGE (VDC)	DROP-OUT VOLTAGE (VDC)	MAX. VOLTAGE (VDC)	INRUSH CURRENT (MAX)	HOLDING CURRENT	MAX @ 320 VDC	(VRMS)	250A @ 450VDC (CYCLES)
72	1.5	48	27	95	0.7A	0.02A@72VDC	2,000 A	2,200	2,000

INTERPRET DRAWING TO ANSI/ASME Y14.5-1994.	
●	FIT/ FUNCTION CRITICAL CHARACTERISTICS SYMBOL
<S>	SAFETY/ COMPLIANCE CRITICAL CHARACTERISTICS SYMBOL
CPK	DENOTES CPK DIMENSIONS MINIMUM CPK VALUE
ST	DENOTES A CHARACTERISTIC THAT PROVIDES AN INDICATION OF PROCESS PERFORMANCE PROCEDURE FOR MEASUREMENT AND TRACKING TO BE DEFINED IN LITTELFUSE INSPECTION INSTRUCTIONS
CP	DENOTES CP DIMENSIONS. -MINIMUM CP VALUE MUST BE WITHIN THE DIMENSIONAL LIMITATIONS SHOWN ON DRAWING AND INITIALLY LOCATED TO ALLOW FOR MAXIMUM TOOL LIFE
DIMENSION: MM TOLERANCES UNLESS OTHERWISE SPECIFIED ONE PLACE DECIMAL ± 0.5      THREE PLACES DECIMAL ± 0.100 TWO PLACES DECIMAL ± 0.20      ANGULAR ± 2°	
DRAWN	DGK 11/22/2019
CHECKED	AH 12/13/2019
FORM NO: CVP-PE40-0004 REV A	
THIRD ANGLE PROJECTION	
DO NOT SCALE DRAWING	
<p><b>Expertise Applied   Answers Delivered</b></p>	
TITLE DC CONTACTOR, 250 AMP 72 VDC, AUX. CONTACT	
SIZE B	DWG. NO. OL-DCNEV250-FAN
SCALE 2:3	OUTLINE REV. A
SHEET 1 OF 1	