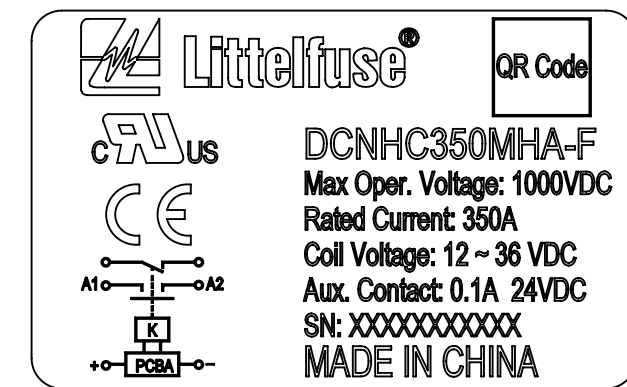
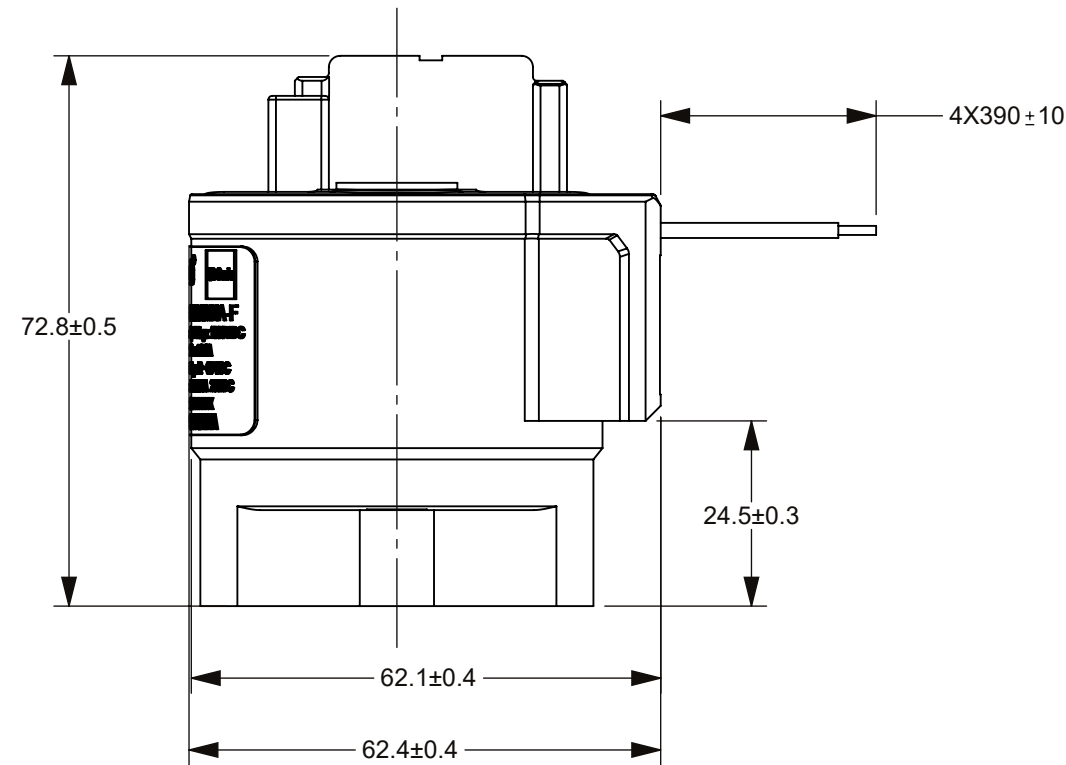
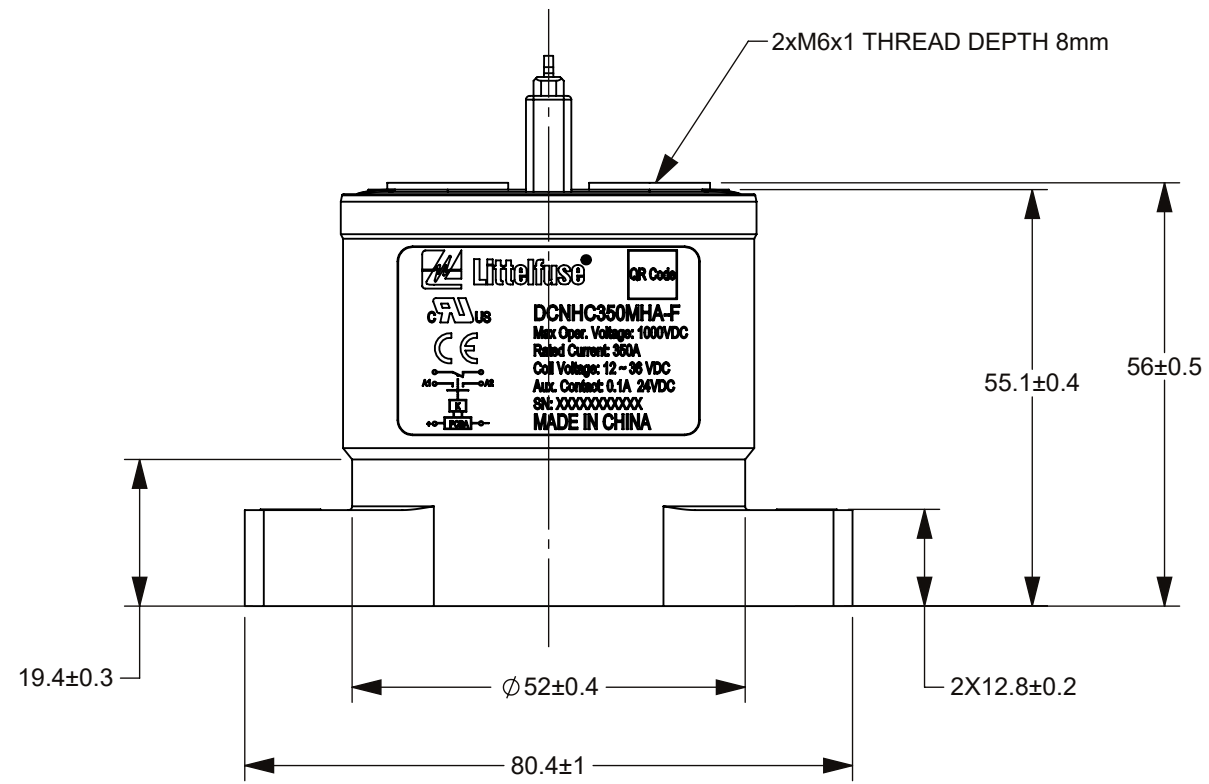
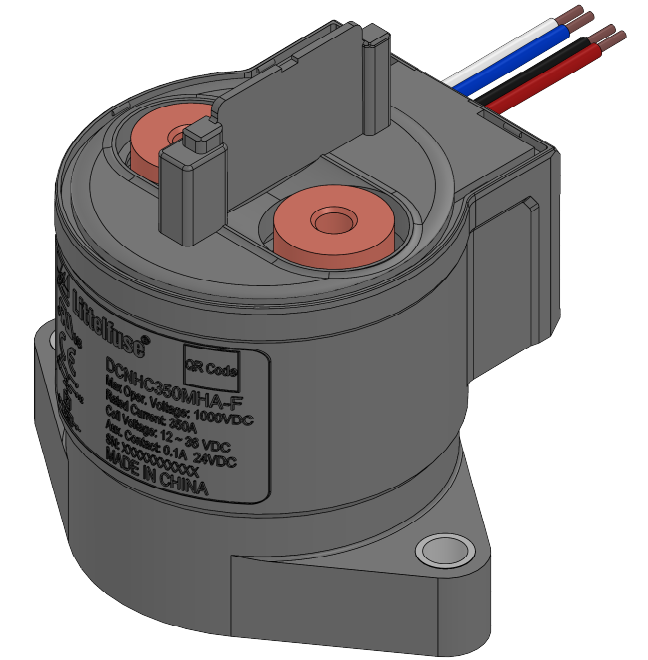
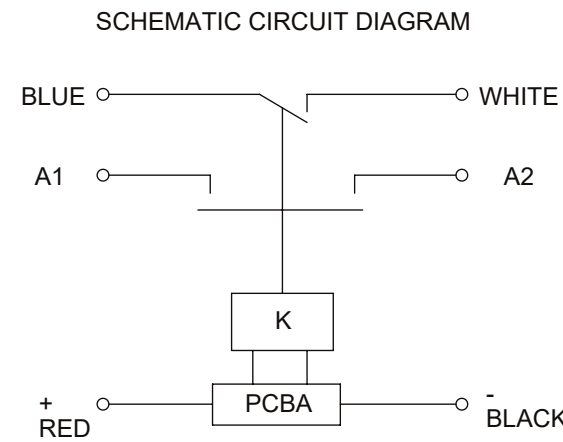
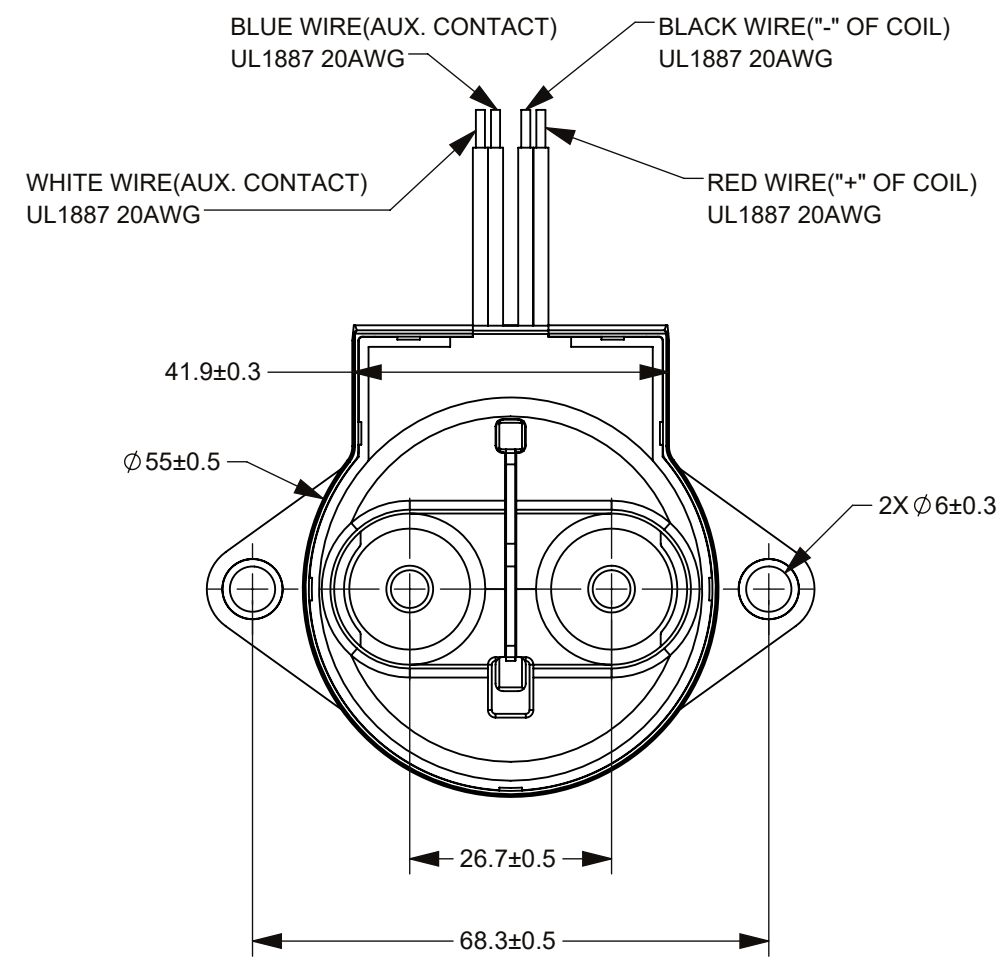


REVISIONS				
ZONE	REV.	DESCRIPTION	DATE	APPROVED
	A	PCO-50000301430 INITIAL RELEASE	JUN./05/2025	D. ZHANG



VIEW 1
SCALE 2:1

TABLE 1

PART NUMBER		DCNHC350MHA-F
MAX. SWITCHING VOLTAGE		1,000V DC
RATED CONTACT CURRENT		350A
OPERATING VOLTAGE IN COLD STATE @ 25°C	COIL VOLTAGE	12V~36V DC
	COIL POWER	Starting:29W(0.2s connection) ;Holding:3W
	PICK-UP	≤9V
	DROP-OUT	≥4.5V
MAIN CONTACT RESISTANCE		≤0.4mΩ@350A
INSULATION RESISTANCE @ 1,000 VDC (INITIAL)		≥1,000MΩ
DIELECTRIC STRENGTH	Between open contacts	3300V AC, 1 MINUTE, LEAKAGE CURRENT≤1 mA
	Between contacts and coil	3300V AC, 1 MINUTE, LEAKAGE CURRENT≤1 mA
MAX BREAK CAPABILITY		2,000A@320V DC, 1CYCLE
ELECTRIC LIFE (RESISTIVE LOAD)		10 CYCLES (350A @ 450V DC)
		1000 CYCLES (100A @ 1,000V DC), ONLY BREAK
MECHANICAL LIFE (NO LOAD, CYCLES)		200,000

- NOTES:
- ALL DIMENSIONS ARE REFERENCE ONLY.
 - PRODUCT TYPE: SPST-NO, NON-POLAR CONTACTOR WITH AUXILIARY CONTACT; AUXILIARY TYPE: SPST-NO.
 - MATERIALS AND FINISH:
 - HOUSING: THERMOPLASTIC PLASTICS.
 - CONTACTS: COPPER ALLOY.
 - CONTACT STUDS: PURE COPPER.
 - WEIGHT: ABOUT 400GRAMS.
 - MAIN CONTACT M6 STUD, TORQUE: 8~10N•m.
 - MOUNTING: M5 BOLT, RECOMMENDED TORQUE 3 N•m ~ 4 N•m.
 - RoHS COMPLIANT.
 - THE COIL OF THE CONTACTOR IS POLAR, SO THE CONNECTION OF THE COIL AND CONTACT SHOULD BE OPERATED ACCORDING TO THE SCHEMATIC CIRCUIT DIAGRAM.

DIMENSIONS ARE SHOWN IN MILLIMETERS. DIMENSIONS AND TOLERANCES ARE DEFINED ACCORDING TO ANSI/ASME Y14.5-1994.	
●	FTI/ FUNCTION CRITICAL CHARACTERISTICS
<S>	SAFETY/ COMPLIANCE CRITICAL CHARACTERISTICS SYMBOL
CPK	DENOTES CPK DIMENSIONS MINIMUM CPK VALUE
(ST)	DENOTES A CHARACTERISTIC THAT PROVIDES AN INDICATION OF PROCESS PERFORMANCE.PROCEDURE FOR MEASUREMENT AND TRACKING TO BE DEFINED IN LITTELFUSE INSPECTION INSTRUCTIONS
CP	DENOTES CP DIMENSIONS. -MINIMUM CP VALUE MUST BE WITHIN THE DIMENSIONAL LIMITATIONS SHOWN ON DRAWING AND INITIALLY LOCATED TO ALLOW FOR MAXIMUM TOOL LIFE
NAME	DATE
DRAWN V. ZHANG	JUN./05/2025
CHECKED JY. SHI	JUN./05/2025
FORM NO: CVP-PE40-0005 REV B	
THIRD ANGLE PROJECTION	
DO NOT SCALE DRAWING	SCALE 1:1
Expertise Applied Answers Delivered	
TITLE DCNHC 350A NON-POLAR CONTACTOR WITH AUXILIARY	
SIZE C	DWG. NO. OL-DCNHC350MHA-F,CHT
REV. A	REV. A
SHEET 1 OF 1	