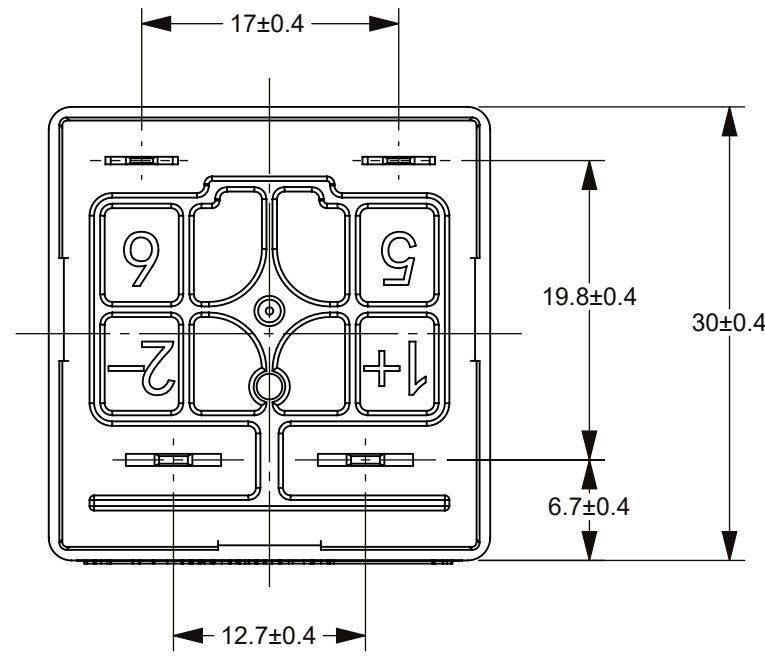
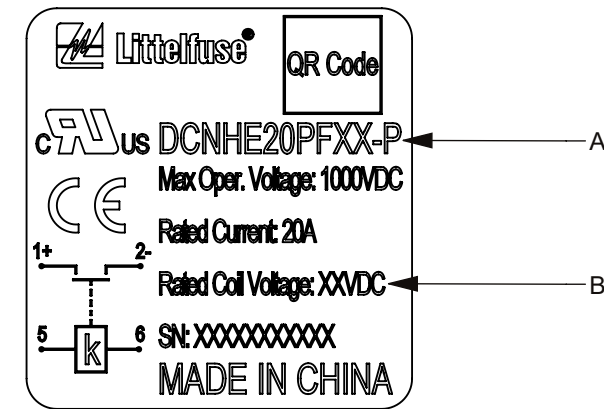
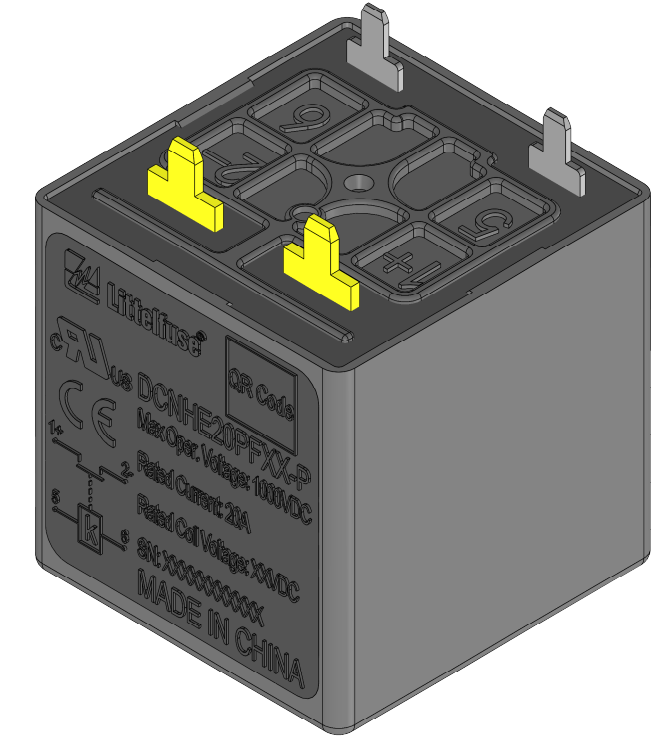
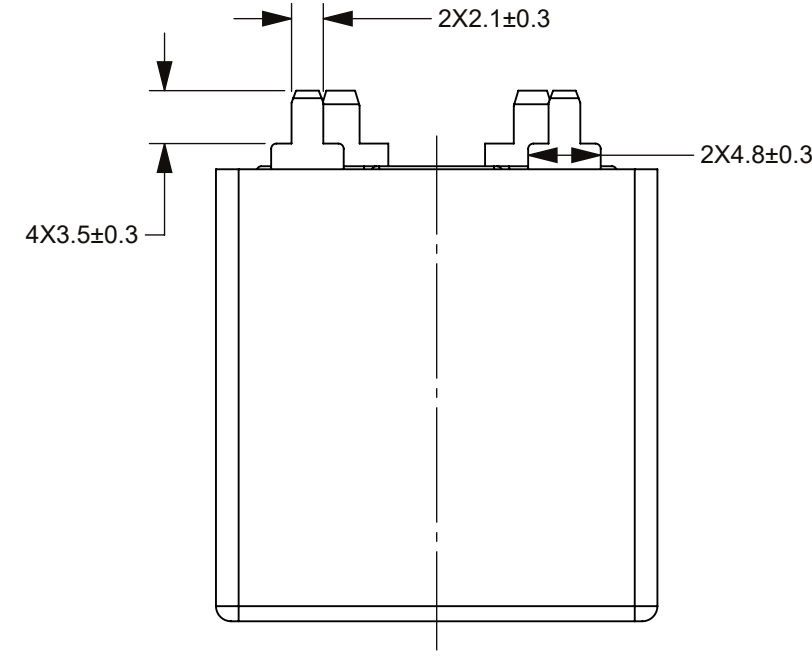
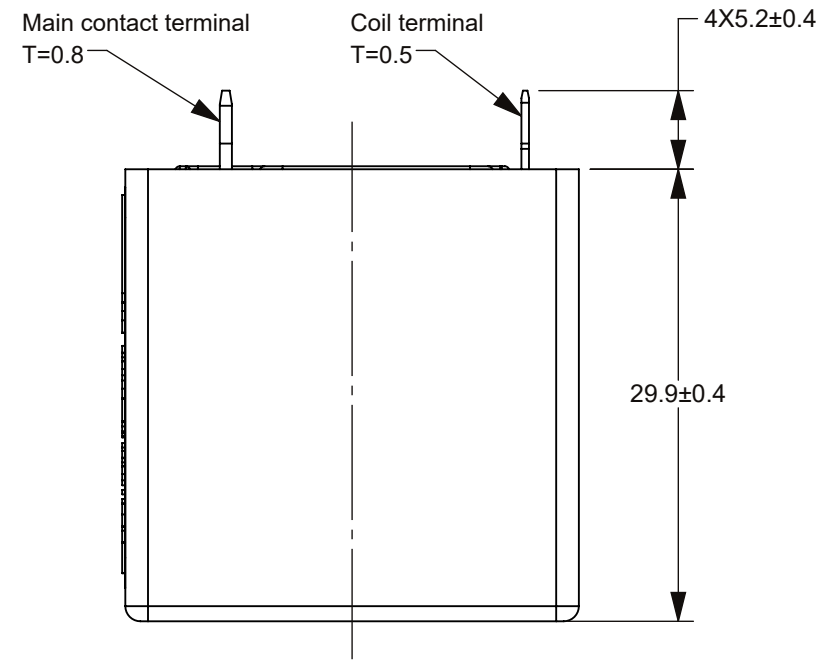
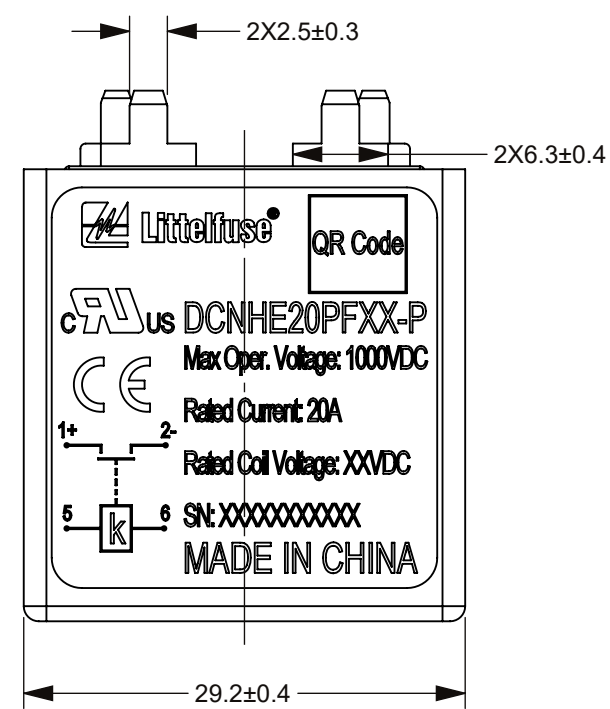
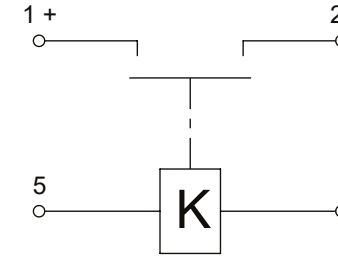


REVISIONS				
ZONE	REV.	DESCRIPTION	DATE	APPROVED
	A	PCO-500000301403 INITIAL RELEASE	JUL./17/2025	D. ZHANG



CIRCUIT SCHEMATIC DIAGRAM



VIEW 1
SCALE 2:1

NO.	"A"	"B"	REMARK
1	DCNHE20PF12-P	12VDC	NAMEPLATE(VIEW1)
2	DCNHE20PF24-P	24VDC	
3	DCNHE20PF48-P	48VDC	
4	DCNHE20PF60-P	60VDC	

PART NUMBER		DCNHE20PF12-P	DCNHE20PF24-P	DCNHE20PF48-P	DCNHE20PF60-P
Max. SWITCHING VOLTAGE		1000V DC			
RATED CONTACT CURRENT		20A			
OPERATING VOLTAGE IN COLD STATE @ 25°C	COIL VOLTAGE	12V DC	24V DC	48V DC	60V DC
	MAX. VOLTAGE	16V DC	32V DC	64V DC	72V DC
	COIL POWER	3W			
	PICK-UP	≤9V	≤18V	≤36V	≤45V
	DROP-OUT	≥1V	≥2V	≥4V	≥6V
MAIN CONTACT RESISTANCE		≤10mΩ@20A			
INSULATION RESISTANCE @ 500 VDC (INITIAL)		≥1,000MΩ			
DIELECTRIC STRENGTH	Between open contacts	2,000V AC, 1 MINUTE, LEAKAGE CURRENT≤1 mA			
	Between contacts and coil	3,000V AC, 1 MINUTE, LEAKAGE CURRENT≤1 mA			
MAX BREAK CAPABILITY		10A@1000V DC, 1CYCLE			
ELECTRIC LIFE (RESISTIVE LOAD)		500 CYCLES (5A @ 1000V DC)			
		1000 CYCLES (10A @ 750V DC)			
		6000 CYCLES (20A @ 450V DC)			
MECHANICAL LIFE (NO LOAD, CYCLES)		200,000			

NOTES:

- ALL DIMENSIONS ARE REFERENCE ONLY.
- SEE TABLE 2 FOR NAME PLATE AND PNs.
- PRODUCT TYPE: SPST-NO, POLAR CONTACTOR.
- MATERIALS AND FINISHED:
 - 1 HOUSING: THERMOPLASTIC PLASTICS.
 - 2 CONTACTS: COPPER ALLOY.
 - 3 CONTACT STUDS: COPPER ALLOY.
- WEIGHT: ABOUT 50 GRAMS.
- MAIN CONTACT AND COIL TERMINAL: RECOMMENDED PULL/PUSH FORCE MAX 49N.
- RoHS COMPLIANT.

DIMENSIONS ARE SHOWN IN MILLIMETERS. DIMENSIONS AND TOLERANCES ARE DEFINED ACCORDING TO ANSIA/SME Y14.5-1994.	
●	FTI/ FUNCTION CRITICAL CHARACTERISTICS
<S>	SAFETY/ COMPLIANCE CRITICAL CHARACTERISTICS SYMBOL
CPK	DENOTES CPK DIMENSIONS MINIMUM CPK VALUE
(ST)	DENOTES A CHARACTERISTIC THAT PROVIDES AN INDICATION OF PROCESS PERFORMANCE. PROCEDURE FOR MEASUREMENT AND TRACKING TO BE DEFINED IN LITTELFUSE INSPECTION INSTRUCTIONS
CP	DENOTES CP DIMENSIONS. -MINIMUM CP VALUE MUST BE WITHIN THE DIMENSIONAL LIMITATIONS SHOWN ON DRAWING AND INITIALLY LOCATED TO ALLOW FOR MAXIMUM TOOL LIFE
NAME	DATE
DRAWN V. ZHANG	JUL./17/2025
CHECKED JY. SHI	JUL./17/2025
Littelfuse Expertise Applied Answers Delivered	
FORM NO. CVP-PE40-0005 REV B	TITLE DCNHE 20A POLAR CONTACTOR
THIRD ANGLE PROJECTION	SIZE C DWG. NO. OL-DCNHE20PFXX-P,CHT
DO NOT SCALE DRAWING	SCALE 2:1 REV. A
	SHEET 1 OF 1