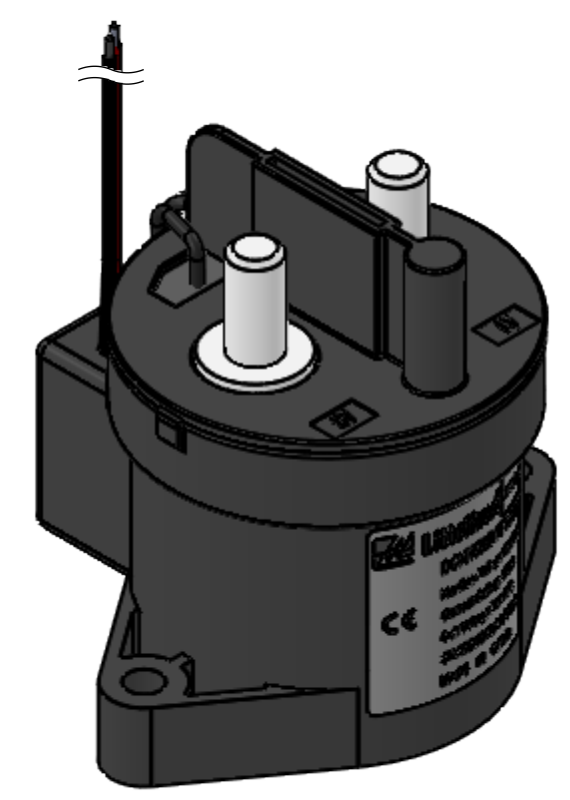
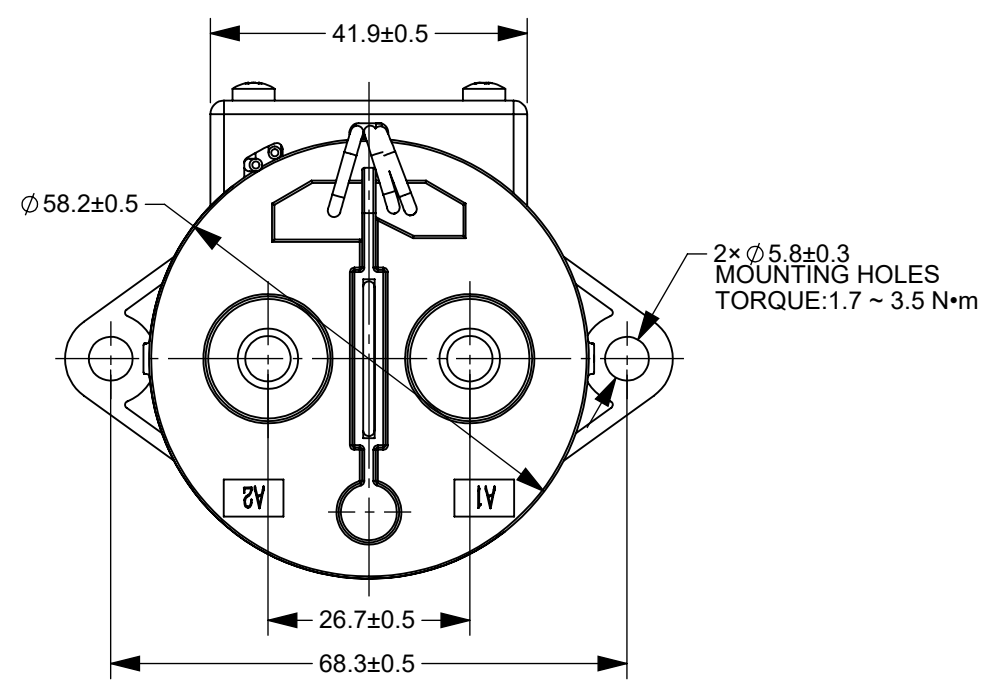
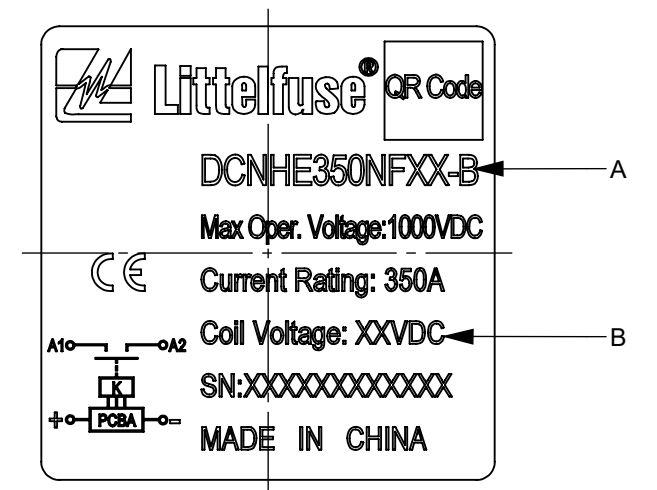
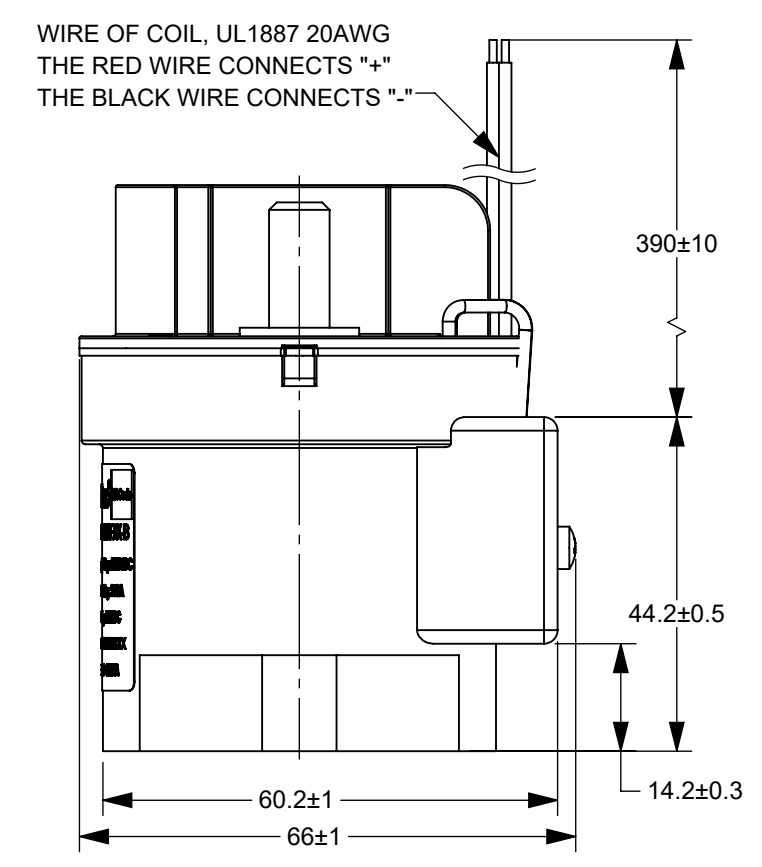
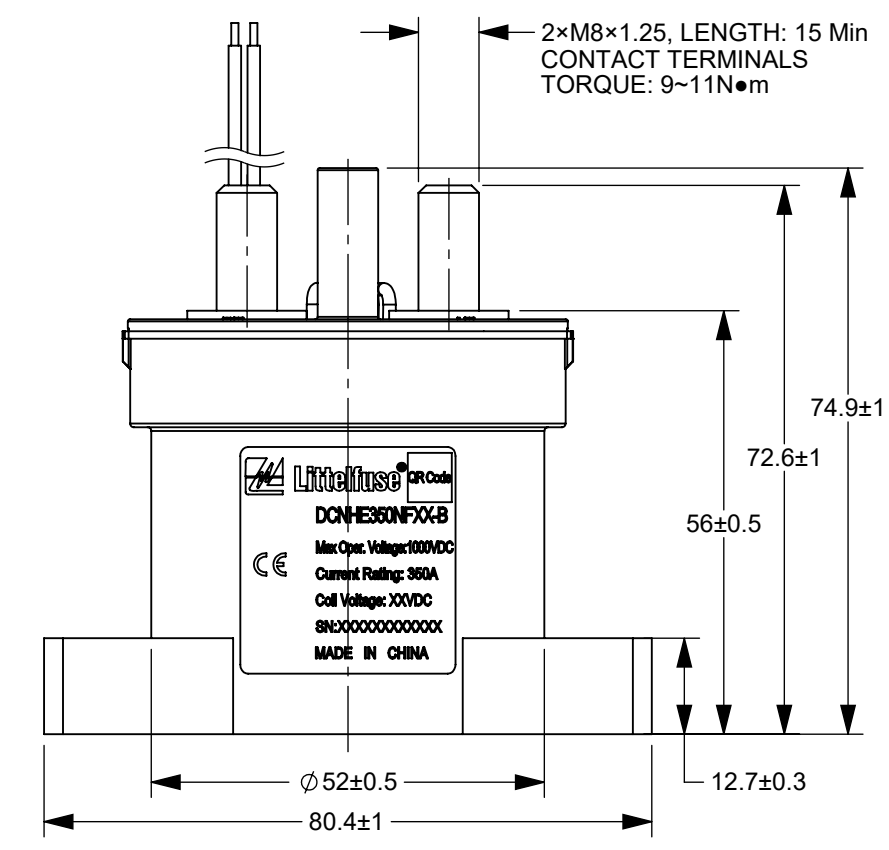
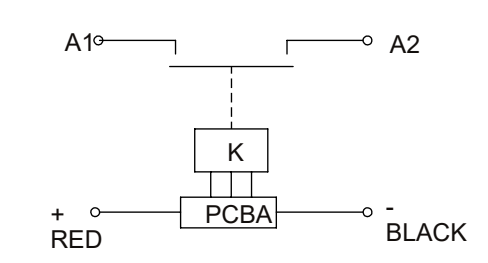


REVISIONS				
ZONE	REV.	DESCRIPTION	DATE	APPROVED
	A	PCO-500000301407 INITIAL RELEASE	SEP./10/2025	D. ZHANG



DCNHE350NF SERIES SCHEMATIC CIRCUIT DIAGRAM



VIEW 1 SCALE 2:1

TABLE 1

PN		DCNHE350NF12-B	DCNHE350NF24-B
MAX. OPERATING VOLTAGE		1,000V DC	
RATED CONTACT CURRENT		350A	
COIL VOLTAGE		12V DC	24V DC
OPERATING VOLTAGE IN COLD STATE@25°C	PICK-UP	≤9V DC	≤18V DC
	RELEASE	≥1.2V DC	≥2V DC
STARTING CURRENT@25°C		3.8A	2.2A
HOLDING POWER@25°C		APPROX. 6W	
VOLTAGE DROP		≤140mV@350A	
Max. BREAKING CURRENT		2,000A@320V DC, 1CYCLE	
INSULATION RESISTANCE@1,000V DC(INITIAL)		≥100MΩ	
DIELECTRIC STRENGTH (LEAKAGE CURRENT≤1 mA)	BETWEEN CONTACTS	4,000V AC, 1 MINUTE	
	BETWEEN CONTACTS AND COIL	2,200V AC, 1 MINUTE	
ELECTRIC LIFE (RESISTIVE LOAD)		3,000 CYCLES (250A@450V DC)	
		400 CYCLES (150A@1,000V DC)	
MECHANICAL LIFE (NO LOAD, CYCLES)		300,000	

TABLE 2

NO.	PN	"A"	"B"	CERTIFICATIONS	REMARK
1	DCNHE350NF12-B	DCNHE350NF12-B	Coil Voltage: 12VDC	CE	NAMEPLATE:VIEW 1
2	DCNHE350NF24-B	DCNHE350NF24-B	Coil Voltage: 24VDC	CE	

- NOTES:
- ALL DIMENSIONS ARE REFERENCE ONLY.
 - CONTACTOR PARAMETERS ARE SHOWN IN TABLE 1, CERTIFICATIONS INFORMATION ARE SHOWN IN TABLE 2.
 - SEE TABLE 2 FOR NAME PLATE AND PNs.
 - PRODUCT TYPE: SPST-NO, NON-POLAR CONTACTOR.
 - MATERIALS AND FINISH:
 - HOUSING: THERMOPLASTIC PLASTICS.
 - CONTACTS: SILVER-PLATED COPPER.
 - CONTACT STUDS: SILVER-PLATED COPPER.
 - WEIGHT: ABOUT 450GRAMS.
 - RoHS COMPLIANT.
 - THE COIL OF THE CONTACTOR IS POLAR, SO THE CONNECTION OF THE COIL SHOULD BE OPERATED ACCORDING TO THE SCHEMATIC CIRCUIT DIAGRAM.

DIMENSIONS ARE SHOWN IN MILLIMETERS. DIMENSIONS AND TOLERANCES ARE DEFINED ACCORDING TO ANSI/ASME Y14.5-1994.

PER CHNFPD20-008 PROCEDURE

- FIT/ FUNCTION CRITICAL CHARACTERISTICS
- <S> SAFETY/ COMPLIANCE CRITICAL CHARACTERISTICS SYMBOL
- CPK DENOTES CPK DIMENSIONS MINIMUM CPK VALUE
- (ST) DENOTES A CHARACTERISTIC THAT PROVIDES AN INDICATION OF PROCESS PERFORMANCE PROCEDURE FOR MEASUREMENT AND TRACKING TO BE DEFINED IN LITTELFUSE INSPECTION INSTRUCTIONS
- CP DENOTES CP DIMENSIONS. MINIMUM CP VALUE MUST BE WITHIN THE DIMENSIONAL LIMITATIONS SHOWN ON DRAWING AND INITIALLY LOCATED TO ALLOW FOR MAXIMUM TOOL LIFE

NAME	DATE
JY. SHI	MAY./15/2025
CHECKED	V. ZHANG
	MAY./16/2025

Littelfuse
Expertise Applied | Answers Delivered

FORM NO. CVP-PE40-0005 REV B
THIRD ANGLE PROJECTION

TITLE: DC CONTACTOR 350A NON-POLAR

SIZE: C
DWG. NO.: OL-DCNHE350NFXX-B, CHART
SCALE: 1:1

DO NOT SCALE DRAWING

REV. A
SHEET 1 OF 1