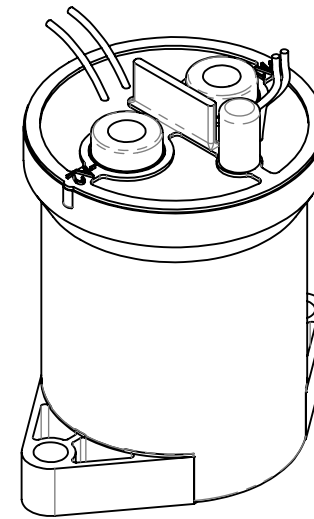
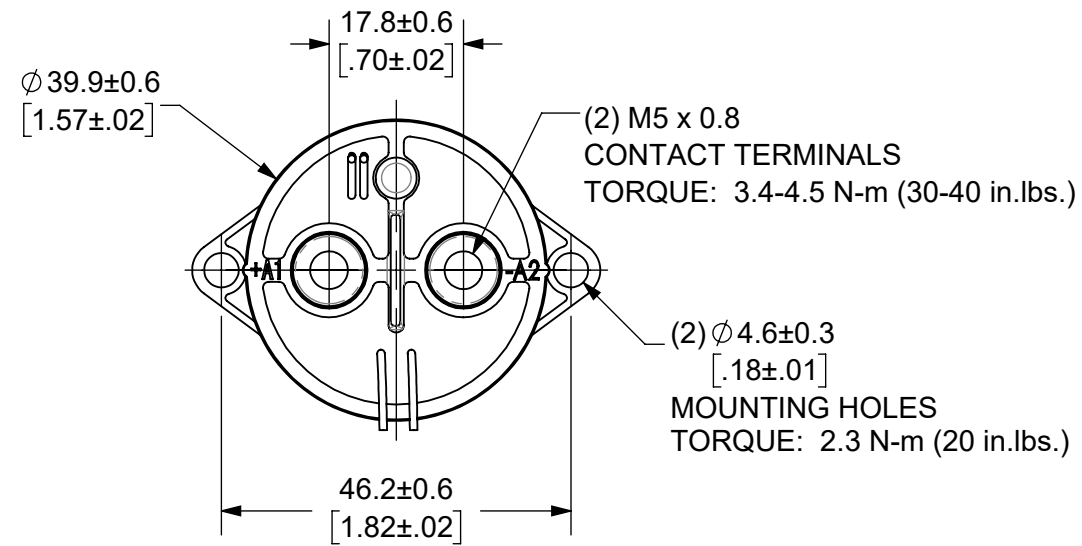


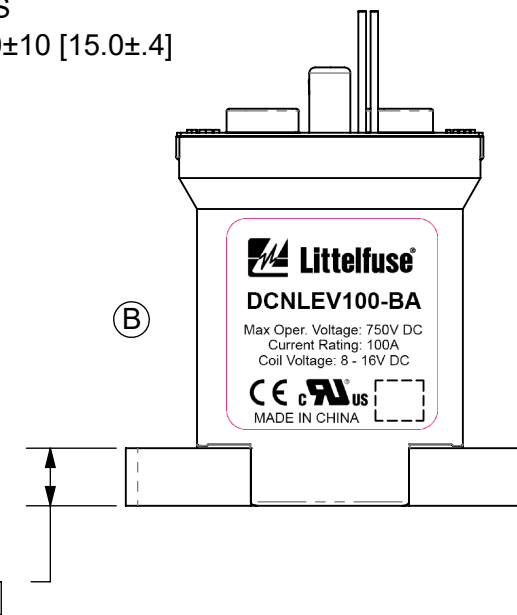
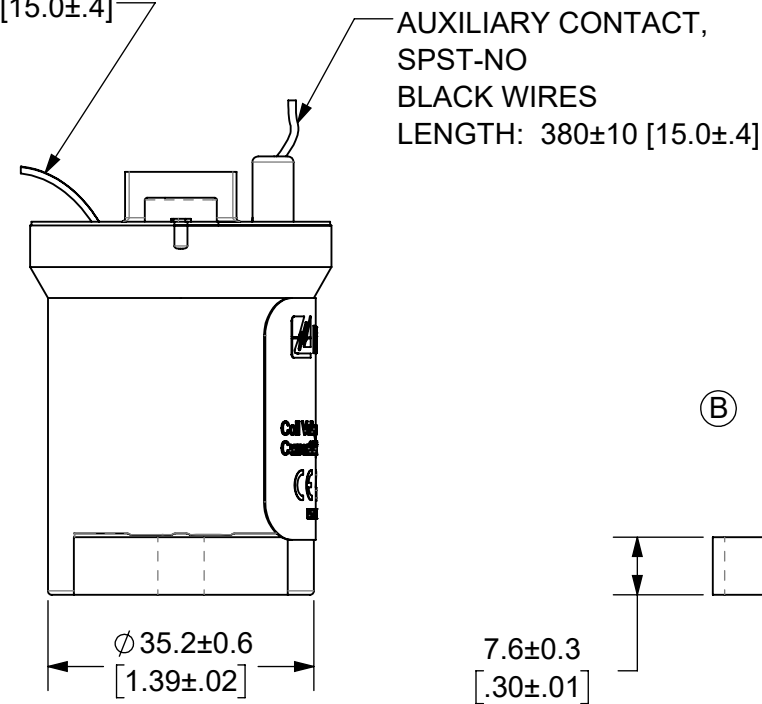
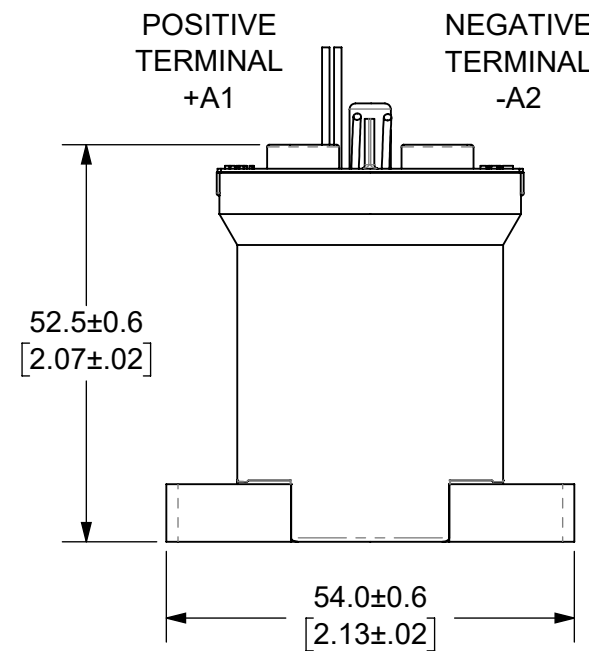
THIS DRAWING AND THE INFORMATION CONTAINED WITHIN IT ARE CONFIDENTIAL AND MAY NOT BE COPIED OR DISCLOSED WITHOUT THE WRITTEN PERMISSION OF LITTELFUSE.

REVISIONS

ZONE	REV.	DESCRIPTION	DATE	APPROVED
	A	INITIAL RELEASE. GCF 500000021764	12/16/2019	DGK
C4, D3	B	UPDATE LABEL AND NOTE 7. ECN 522500	7/27/2020	DGK



COIL WIRES, WHITE
LENGTH: 380 ± 10 [15.0 ± 0.4]
AUXILIARY CONTACT, SPST-NO
BLACK WIRES
LENGTH: 380 ± 10 [15.0 ± 0.4]



- NOTES: UNLESS OTHERWISE SPECIFIED
- CONTACT ARRANGEMENT: SPST-NO
 - CONTINUOUS CURRENT RATING: 100 AMPS
 - CONTACT VOLTAGE RATING: 12 - 750 VDC
 - CONTACT TERMINALS POLARIZED
 - HARDWARE: NONE
 - WEIGHT: 190 GRAMS (6.7 OZ.)
 - CERTIFICATIONS:
 - UL RECOGNIZED FOR CANADA AND THE UNITED STATES.
 - EUROPEAN ECONOMIC AREA RECOGNIZED.
 - RoHS COMPLIANT
 - AUXILIARY CONTACT RATING, SPST-NO:
 - 2A @ 30VDC
 - 3A @ 125VDC

ENGINEERING DESIGN DATA

COIL DATA						SHORT CIRCUIT	DIELECTRIC VOLTAGE	ELECTRICAL LIFE
COIL VOLTAGE (VDC)	NOMINAL POWER (WATTS)	PICK-UP VOLTAGE (VDC)	DROP-OUT VOLTAGE (VDC)	MAX. VOLTAGE (VDC)	HOLDING CURRENT	MAX, 1/2 CYCLE, 60Hz	(VRMS)	100A @ 450VDC (CYCLES)
12	5.5	8	1.2	16	461mA	1250 A	2,200	10,000

INTERPRET DRAWING TO ANSI/ASME Y14.5-1994.

●	FIT/ FUNCTION CRITICAL CHARACTERISTICS SYMBOL
<S>	SAFETY/ COMPLIANCE CRITICAL CHARACTERISTICS SYMBOL
CPK	DENOTES CPK DIMENSIONS MINIMUM CPK VALUE
ST	DENOTES A CHARACTERISTIC THAT PROVIDES AN INDICATION OF PROCESS PERFORMANCE PROCEDURE FOR MEASUREMENT AND TRACKING TO BE DEFINED IN LITTELFUSE INSPECTION INSTRUCTIONS
CP	DENOTES CP DIMENSIONS, -MINIMUM CP VALUE MUST BE WITHIN THE DIMENSIONAL LIMITATIONS SHOWN ON DRAWING AND INITIALLY LOCATED TO ALLOW FOR MAXIMUM TOOL LIFE

DIMENSION: MM TOLERANCES UNLESS OTHERWISE SPECIFIED
ONE PLACE DECIMAL ± 0.5 THREE PLACES DECIMAL ± 0.100
TWO PLACES DECIMAL ± 0.20 ANGULAR ± 2°

NAME	DATE
DRAWN DGK	11/13/2019
CHECKED AH	12/13/2019
-	-
-	-

FORM NO: CVP-PE40-0004 REV A
THIRD ANGLE PROJECTION

Littelfuse
Expertise Applied | Answers Delivered

TITLE
DC CONTACTOR, 100 AMP
12 VDC, AUX. CONTACT

SIZE B DWG. NO. OL-DCNLEV100-BA OUTLINE REV. B
DO NOT SCALE DRAWING SCALE 1:1 SHEET 1 OF 1