THIS DRAWING AND THE INFORMATION CONTAINED WITHIN IT ARE CONFIDENTIAL AND MAY NOT BE COPIED OR DISCLOSED WITHOUT THE WRITTEN PERMISSION OF LITTELFUSE.

REVISIONS				
ZONE	REV.	DESCRIPTION	DATE	APPROVED
	A	GCF#524672 INITIAL RELEASE	OCT./25/2021	D. ZHANG

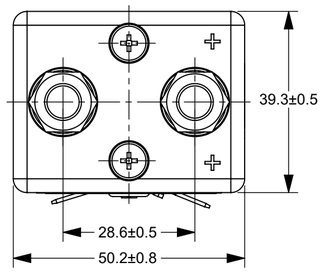

CIRCUIT SCHEMATIC DIAGRAM

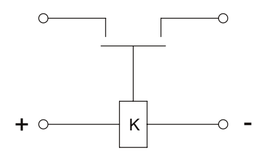

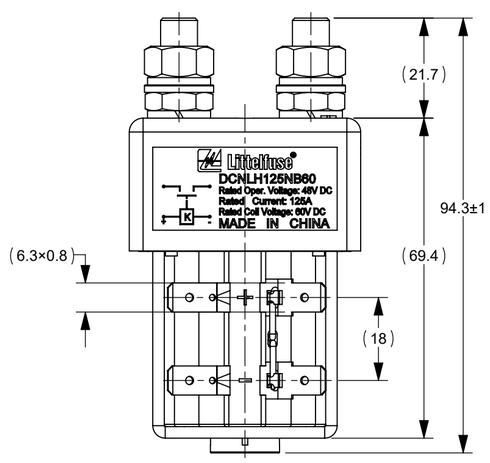

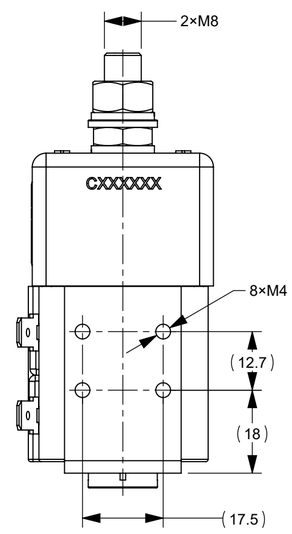

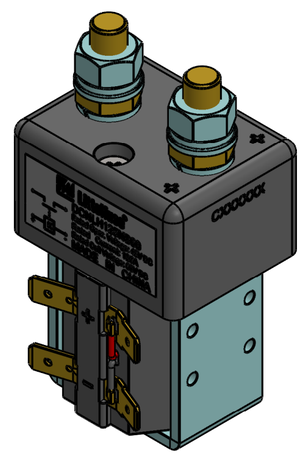

● TABLE 1: TECHNICAL PARAMETERS

ITEM		PARAMETER
MAXIMUM CONTACT VOLTAGE		60V DC
RATED CONTACT VOLTAGE		48V DC
RATED CONTACT CURRENT		125A
RATED COIL VOLTAGE		60V DC
OPERATING VOLTAGE IN COLD STATE @ (20±5)°C	PICKUP	12~45V
	RELEASE	12~45V
OPERATING TIME IN COLD STATE @ (20±5)°C	OPERATE TIME	MAX 30ms
	RELEASE TIME	MAX 30ms
	BOUNCE TIME	MAX 5ms
CONTACT VOLTAGE DROP		≤80mV@100 A
DIELECTRIC STRENGTH		1000V AC, 50Hz,1min, LEAKAGE CURRENT ≤1 mA
INSULATION RESISTANCE		≥50 MΩ@500VDC
ELECTRIC LIFE		6000 CYCLES
MECHANICAL LIFE		100,000 CYCLES
WORKING DUTY		CONTINUOUS

NOTES:
1. ALL DIMENSIONS ARE REFERENCE ONLY.
2. PRODUCT TYPE: MAGNETIC LATCHING RELAY.
3. MATERIALS AND FINISH:
3.1 BASE: PHENOLPLASTIC, UL94V-0.
3.2 CONTACTS: SILVER ALLOY.
3.3 STUD: COPPER ROD.
4. CONTACT STUD: M8 STUD, RECOMMENDED TORQUE: 7N●m~10N●m.
5. PRODUCT TECHNICAL PARAMETERS: SEE TABLE 1.
6. PRODUCT COIL IS ACTIVATED BY POSITIVE AND NEGATIVE PULSE, 200ms≤t≤1s, SQUARE PULSE. LONG TIME CONTINUOUS ENERGIZING IS NOT ALLOWED. POSITIVE PULSE MAKES THE CONTACT CLOSE WHILE NEGATIVE PULSE MAKES THE CONTACT OPEN. AFTER THE ACTIVATION, THE PERMANENT MAGNET IN PRODUCT KEEPS THE STATE OF THE CONTACT.

DIMENSIONS ARE SHOWN IN MILLIMETERS. DIMENSIONS AND TOLERANCES ARE DEFINED ACCORDING TO ANSI/ASME Y14.5-1994.

PER CHI-NPD20-008 PROCEDURE

●	FIT/ FUNCTION CRITICAL CHARACTERISTICS
<S>	SAFETY/ COMPLIANCE CRITICAL CHARACTERISTICS SYMBOL
CPK	DENOTES CPK DIMENSIONS MINIMUM CPK VALUE
(ST)	DENOTES A CHARACTERISTIC THAT PROVIDES AN INDICATION OF PROCESS PERFORMANCE.PROCEDURE FOR MEASUREMENTAND TRACKINGTO BE DEFINED IN LITTELFUSE INSPECTION INSTRUCTIONS
CP	DENOTES CP DIMENSIONS, -MINIMUM CP VALUE MUST BE WITHIN THE DIMENSIONAL LIMITATIONS SHOWN ON DRAWING AND INITIALLY LOCATED TO ALLOW FOR MAXIMUM TOOL LIFE

	NAME	DATE
DRAWN	JY. SHI	OCT./8/2021
CHECKED	J. LI	OCT./15/2021
	-	-
	-	-

FORM NO: CVP-PE40-0005 REV B

THIRD ANGLE PROJECTION

DO NOT SCALE DRAWING

Littelfuse
Expertise Applied | Answers Delivered

TITLE DCNLH 125A 48V 60V COIL CONTACTOR

SIZE	DWG. NO.	REV.
C	OUTLINE OL-DCNLH125NB60	A

SCALE 1:1 SHEET 1 OF 1