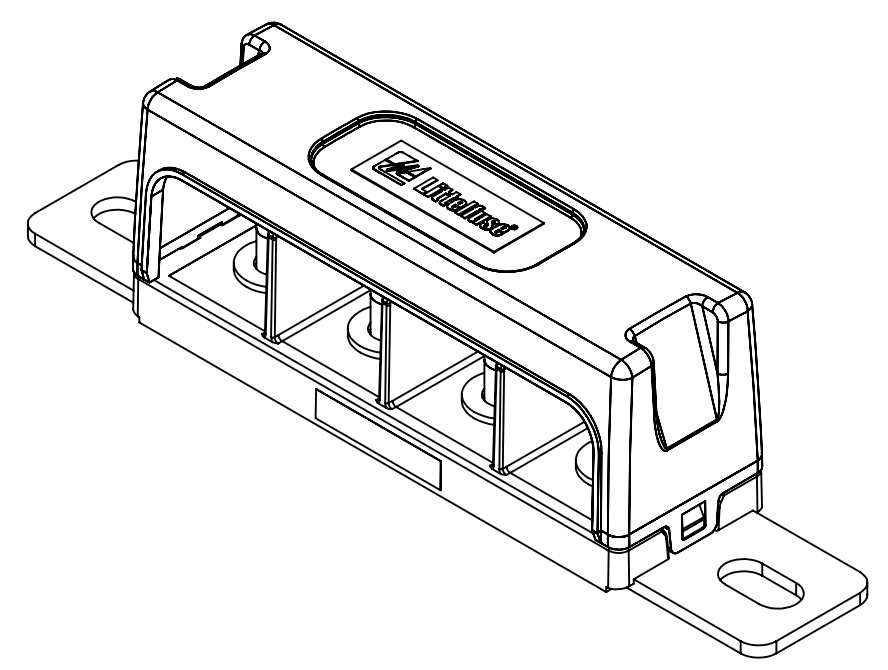
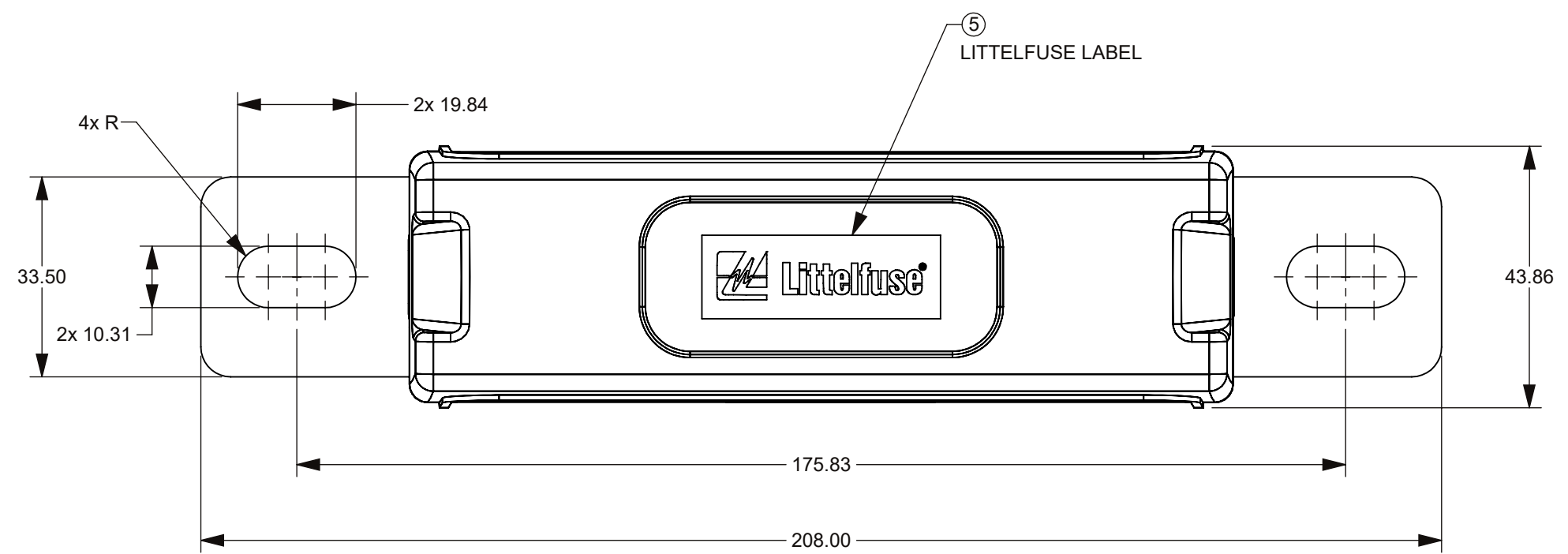


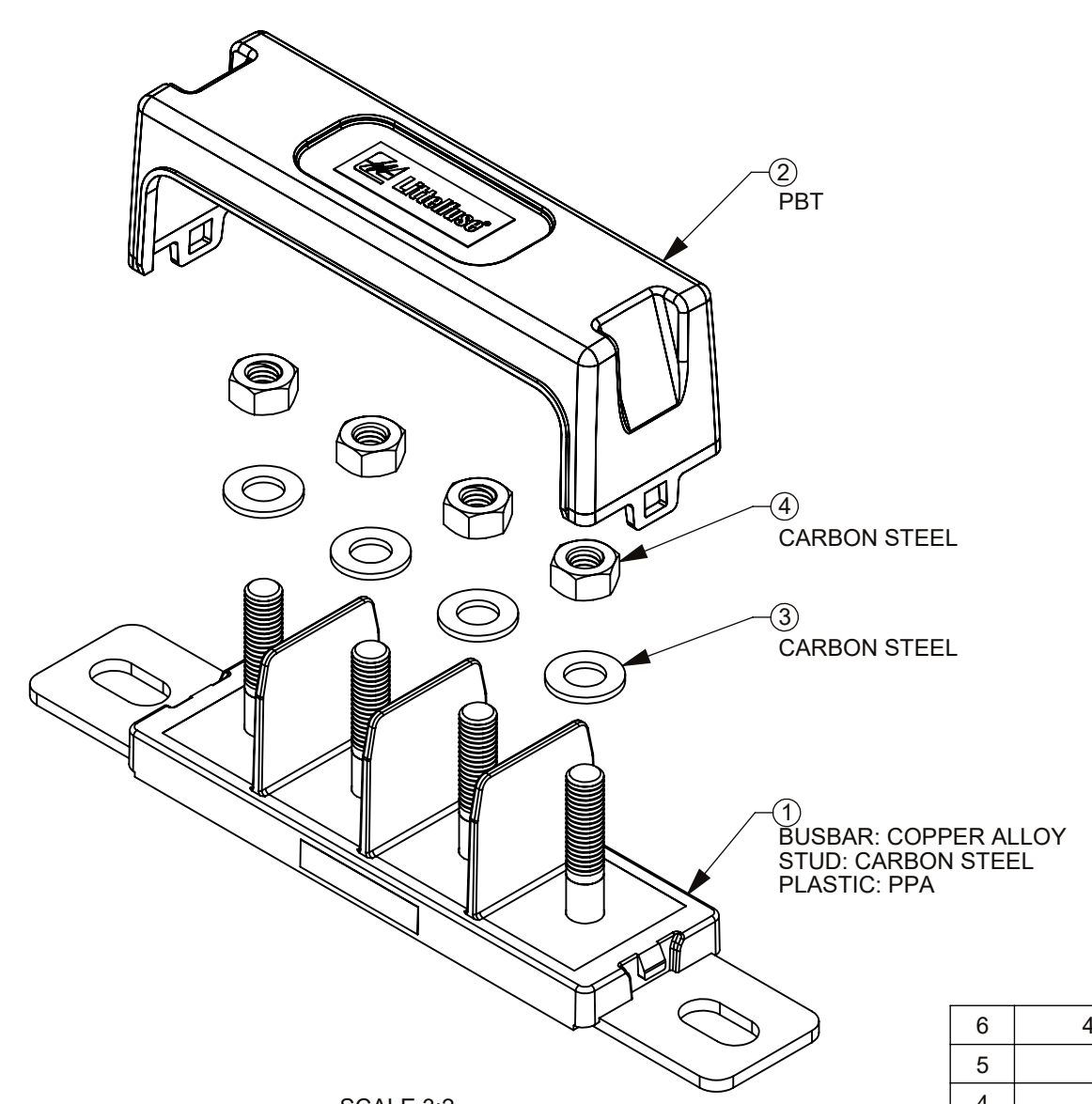
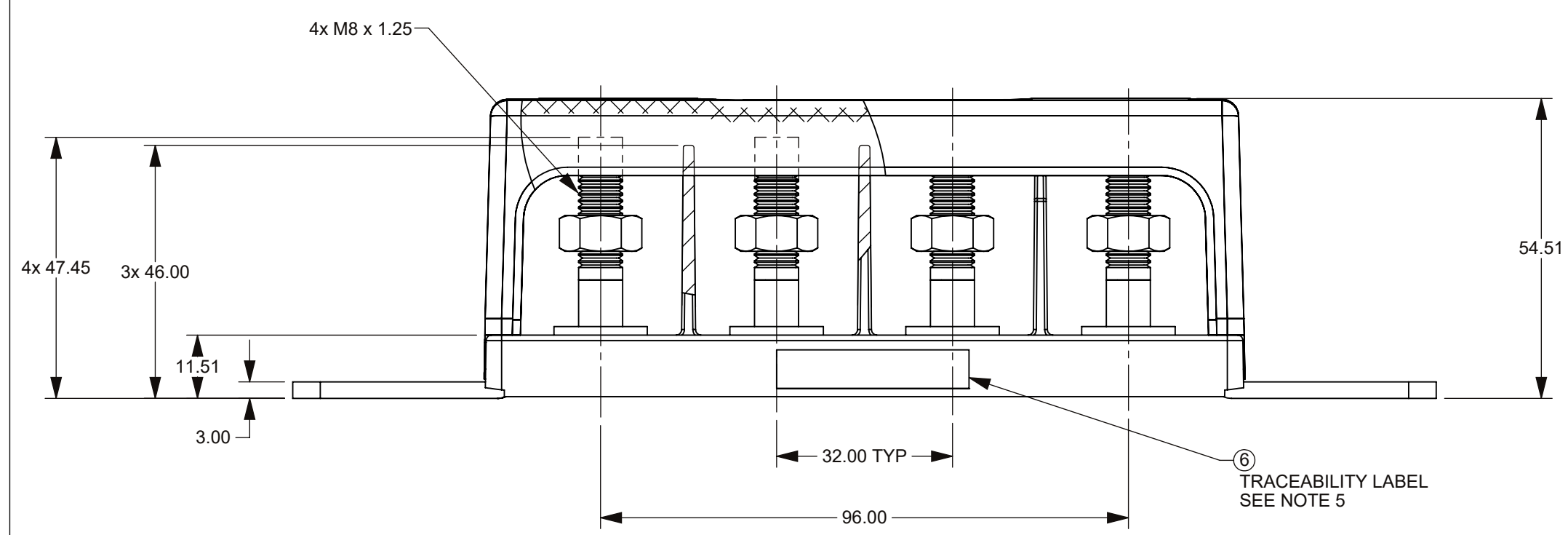
THIS DRAWING AND THE INFORMATION CONTAINED WITHIN IT ARE CONFIDENTIAL AND MAY NOT BE COPIED OR DISCLOSED WITHOUT THE WRITTEN PERMISSION OF LITTELFUSE.

REVISIONS				
ZONE	REV.	DESCRIPTION	DATE	APPROVED
	A	GCF 523452 - INITIAL RELEASE	3/9/2021	R. OLSZEWSKI



SCALE 3:2

- NOTES:
- MATERIAL:  
BASE: PPA-GF30, UL94 V-0  
COVER: PBT, UL94 V-0
  - MAX CONTINUOUS CURRENT: 400A @ <math>-50^{\circ}\text{C}</math> TEMP RISE
  - MAX VOLTAGE: 32V
  - MOUNTING TORQUE WITH M8 NUT:  $14 \pm 2$  N-m (10.3  $\pm$  1.5 FT-LBS)
  - TRACEABILITY LABEL:  
LITTELFUSE P/N: FHZ410  
SERIAL #: REVISION LETTER/FHZ410-MONTH/YEAR



SCALE 3:2

NO.	COMPONENT NAME	QTY	U
6	4 POS TRACEABILITY LABEL, MKT	1	EA
5	LF LABEL	1	EA
4	NUT, M8x1.25, HEX	4	EA
3	WASHER, M8, FLAT	4	EA
2	4 POS TOP COVER	1	EA
1	4 POS FH BASE SA	1	EA

DIMENSIONS ARE SHOWN IN MILLIMETERS. DIMENSIONS AND TOLERANCES ARE DEFINED ACCORDING TO ANSI/ASME Y14.5-1994.

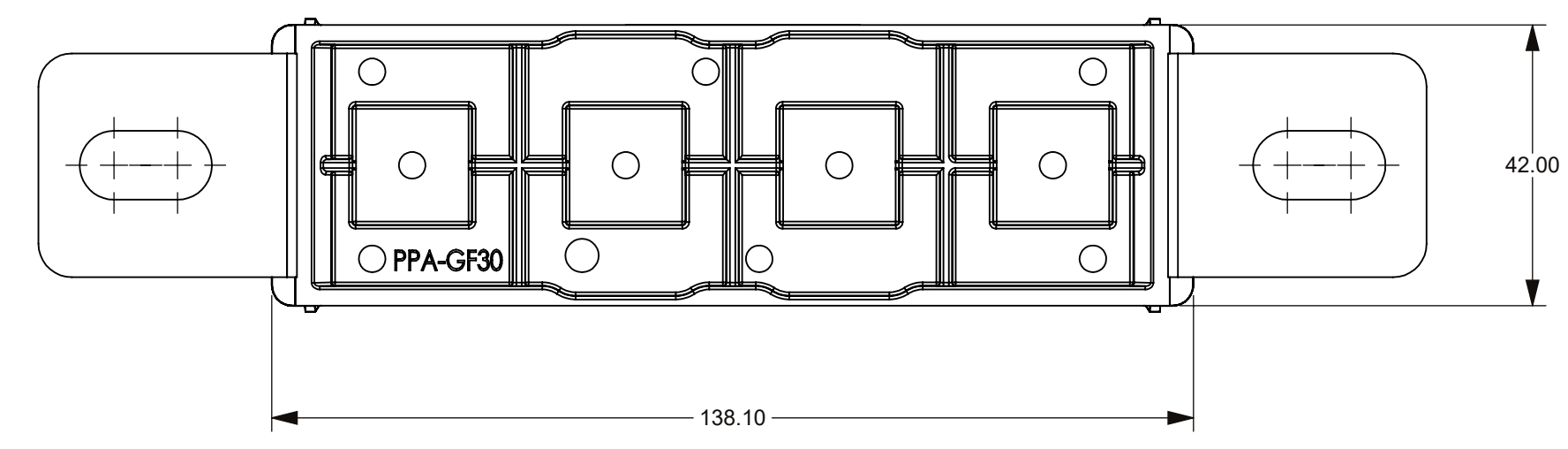
● FIT FUNCTION CRITICAL CHARACTERISTICS SYMBOL

<S> SAFETY/ COMPLIANCE CRITICAL CHARACTERISTICS SYMBOL

CPK DENOTES CPK DIMENSIONS MINIMUM CPK VALUE

(ST) DENOTES A CHARACTERISTIC THAT PROVIDES AN INDICATION OF PROCESS PERFORMANCE PROCEDURE FOR MEASUREMENT AND TRACKING TO BE DEFINED IN LITTELFUSE INSPECTION INSTRUCTIONS

CP DENOTES CP DIMENSIONS. MINIMUM CP VALUE MUST BE WITHIN THE DIMENSIONAL LIMITATIONS SHOWN ON DRAWING AND INITIALLY LOCATED TO ALLOW FOR MAXIMUM TOOL LIFE



NAME	DATE	Littelfuse	
DRAWN: JEH	3/9/2021	Expertise Applied   Answers Delivered	
CHECKED: -	-	TITLE: BATT MOUNT, 4POS, BUSSED, FUSE HOLDER	
FORM NO: CVP-PE40-0006 REV A	THIRD ANGLE PROJECTION	SIZE: C	DWG. NO.: OL-FHZ410
DO NOT SCALE DRAWING	SCALE 1:1	OUTLINE: A	REV. A
			SHEET 1 OF 1