


389 Series

TE5® Fuse, Time-Lag



Description

The 389 Series are TE5®, Time-Lag type, 250V rated fuses. They are specifically designed for short circuit protection of sensitive electronic components and assemblies

Features

- Reduced PCB space requirements
- Highly defined cut-off times
- Low internal resistance
- Flame resistant encapsulated casing
- RoHS compliant and Lead-free

Additional Information



Resources



Accessories



Samples

Agency Approvals

Agency	Agency File Number	Ampere Range
US	E67006	0.060A
	NA	0.060A

Applications

- Telecom equipment
- Data processing equipment
- Input/output modules
- Household appliances
- Medical equipment

Electrical Characteristics

% of Ampere Rating	Opening Time
166	600 sec, Min.
250	45 sec, Max.

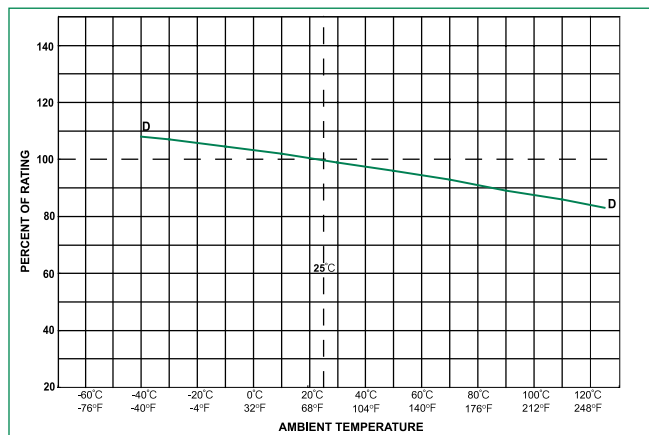
Electrical Characteristics

Amp Code	Rated Current	Voltage Rating	Breaking Capacity	Cold Resistance 0.1In (mΩ)	Power Dissipation (mW)	Melting Integral 10In (A²s)	US
0060	60mA	250 VAC	10A@250VAC	6080	100	0.033	E67006

389 Series

TE5® Fuse, Time-Lag

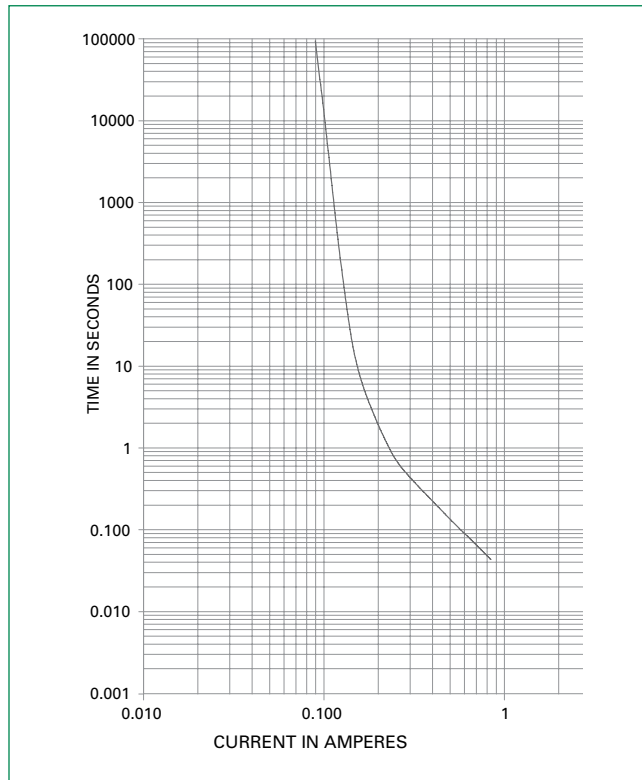
Temperature Re-rating Curve



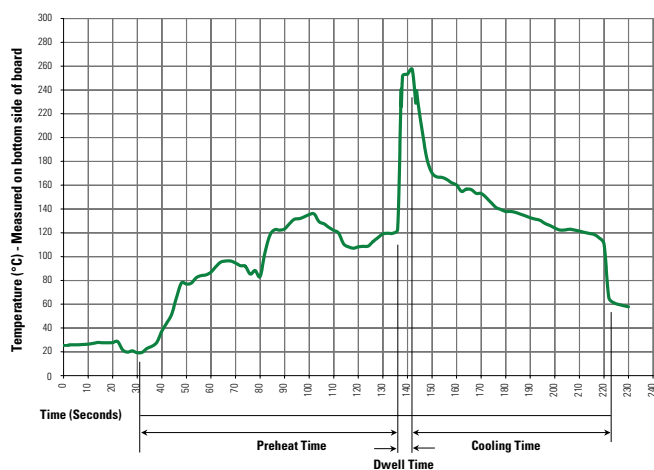
Note:

1. Derating depicted in this curve is in addition to the standard derating of 25% for continuous operation.

Average Time Current Curves



Soldering Parameters - Wave Soldering



Recommended Process Parameters:

Wave Parameter	Lead-Free Recommendation
Preheat: (Depends on Flux Activation Temperature)	(Typical Industry Recommendation)
Temperature Minimum:	100°C
Temperature Maximum:	150°C
Preheat Time:	60–180 seconds
Solder Pot Temperature:	280°C Maximum
Solder Dwell Time:	2–5 seconds

Recommended Hand-Solder Parameters:

Solder Iron Temperature: 350°C ± 5°C
Heating Time: 5 seconds max.

Note: These devices are not recommended for IR or Convection Reflow process.

389 Series

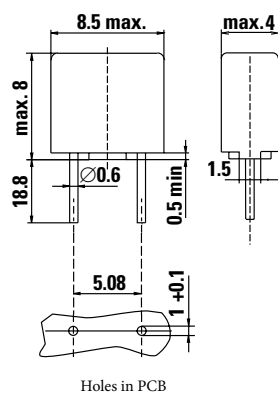
TE5® Fuse, Time-Lag

Product Characteristics

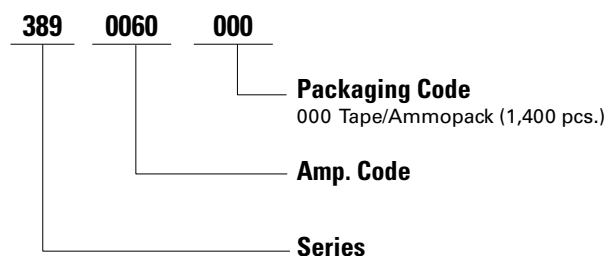
Materials	Base/Cap: Black Thermoplastic Polyamide PA 66, UL 94V-0 Round Pins: Copper, Tin-plated
Lead Pull Strength	10N (IEC 60068-2-21)
Solderability	260°C, ≤ 3 sec. (Wave) 350°C, ≤ 1 sec. (Hand)
Soldering Heat Resistance	260°C, 10 sec. (IEC 60068-2-20)

Operating Temperature	–40°C to +125°C (consider re-rating)
Climatic Category	–25°C/+70°C/21 days (IEC 60068-1.3)
Stock Conditions	+10°C to +60°C RH, ≤ 75% yearly average, without dew, maximum value for 30 days-95%
Vibration Resistance	24 cycles at 15 min. each (IEC 60068-6) 10 - 60Hz at 0.75mm amplitude 60 - 2000Hz at 10g acceleration

Dimensions (mm)



Part Numbering System



Packaging

Packaging Code	Packing Option	Quantity
000	Tape/Ammopack	1400

Disclaimer Notice - Information furnished is believed to be accurate and reliable. However, users should independently evaluate the suitability of and test each product selected for their own applications. Littelfuse products are not designed for, and may not be used in, all applications. Read complete Disclaimer Notice at: www.littelfuse.com/disclaimer-electronics.