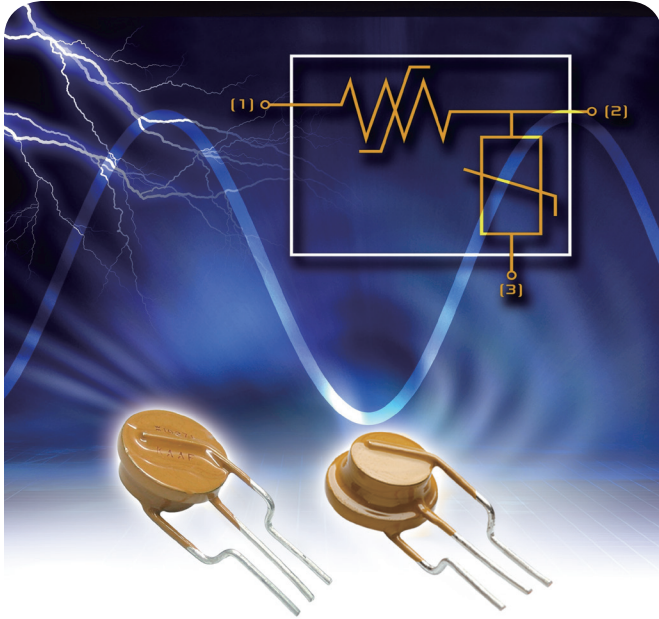


Integrated Overcurrent/Overtoltage/ Overtemperature Solutions for Industrial Equipment



2Pro LVM2P-015R10431 Device

The 2Pro LVM2P-015R10431 device is an integrated overcurrent/overvoltage/overtemperature circuit protection device that helps protect a wide variety of low-power systems against damage caused by overvoltage faults, including lightning strikes, ESD surges, loss of neutral, incorrect input voltage and power induction.

The RoHS-compliant 2Pro device combines a PolySwitch Polymeric Positive Temperature Coefficient (PPTC) overcurrent device with a Metal Oxide Varistor (MOV) component into one innovative, thermally protected device to help provide resettable current limiting for overcurrent protection and voltage clamping during overvoltage events. This single-device approach helps manufacturers meet industry test requirements, reduce component count, and improve equipment reliability.

The 2Pro LVM2P-015R10431 devices help provide protection for AC input LED lighting systems, PLC network adapters, cell phone chargers, AC/DC power supplies*, modem power supplies, AC-panel protection modules, AC power meters, white goods and home and professional appliances.

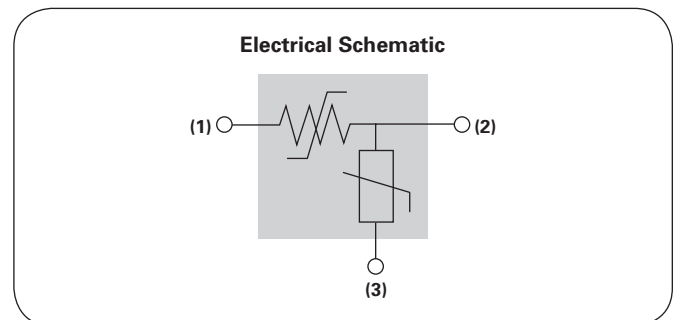
* AC/DC power supplies up to 30VA as input power for 230V_{AC} input voltage

How It Works

Under normal operating conditions, the AC line voltage applied to an MOV is not expected to exceed the device's maximum continuous operating voltage rating, V_{ACRMS} . However, occasionally overvoltage transients may occur that exceed these limits. By integrating PPTC technology with the MOV, the 2Pro device helps provide increased overcurrent and thermal protection under conditions where the MOV is exposed to prolonged continuous overvoltage events that exceed its rated specifications. In the event of an overvoltage transient, the PPTC element of the 2Pro device heats up and goes into a high resistance, helping to reduce the risk of MOV device failure.

LVM2P-015R10431 devices are 10mm radial-leaded devices that utilize three leads. In the following electrical schematic, the lead

1. is connected to the PPTC element
2. is connected to the MOV/PPTC series connection (providing a path to ground), and lead
3. is connected to the MOV.



Protecting Against Thermal Runaway

In AC line applications, loss of neutral may occur so that the MOV is exposed to a higher level of sustained overvoltage than it is rated for. The worst case scenario would be a voltage of 400V_{AC} instead of 230V_{AC}, derived from a loss of neutral. In an unlimited current condition the unprotected MOV will first fall to low impedance of a few Ohms, but due to the high amount of energy it is likely to rupture rather than protect. If there are

Integrated Overcurrent/Overtoltage/Overtemperature Solutions for Industrial Equipment

devices used on the AC line return path that limit current flow these may also overheat due to the failure of the MOV.

Standard unprotected MOVs are typically rated to 275V_{ACRMS} for a universal input voltage range. In a loss of neutral condition they may overheat with disastrous consequences (Figure 2), even if a fuse or power resistor is used upstream. The 2Pro device's PPTC element helps prevent thermal runaway, maintaining varistor surface temperature at less than 150°C, and preventing the device from reaching combustible temperatures caused by overvoltage transients.

The 2Pro device helps manufacturers comply with IEC60950 and IEC60335, and helps equipment remain operational after specified lightning tests according to IEC61000-4-5. Also, because the PPTC element is in series with the MOV no additional overcurrent protection is required, which helps reduce component count and optimize board space.

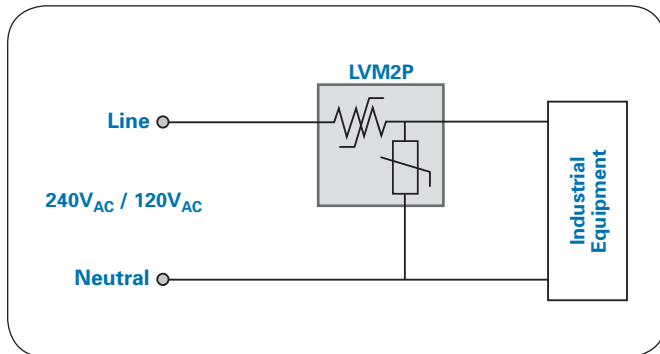


Figure 1 : Typical circuit diagram utilizing the 2Pro LVM2P-015R10431 device

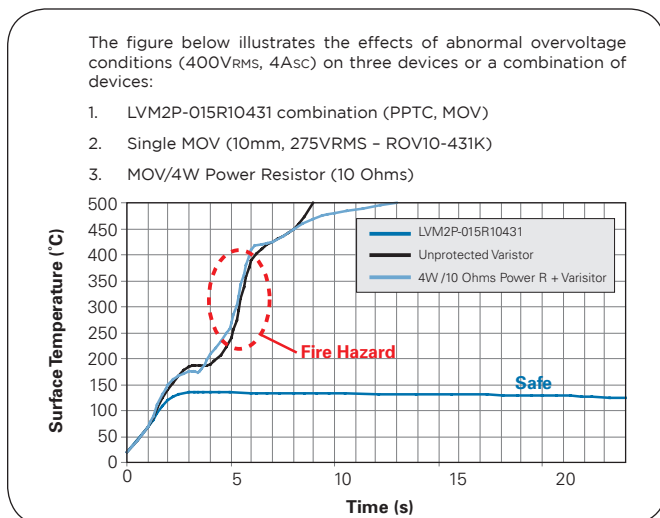


Figure 2 : Typical surface temperature vs. time for various protection schemes

2

Benefits

Single, small form factor device helps to reduce component count and footprint.

- Helps provide a safe failure mode in case of varistor overstress
- Helps reduce warranty returns
- Helps equipment comply with UL/IEC 60950/IEC60335
- Helps equipment comply with:
 - IEC61000-4-5 - Surge immunity test
 - IEC61000-4-4 - Electrical fast transient/burst immunity test
 - IEC61000-4-2 - Electrostatic discharge immunity test
- Reduces cost by eliminating need for additional fuse or power resistor in the power line

Features

- Single overcurrent, overvoltage, overtemperature and ESD protection
- Resettable overcurrent protection
- Helps protect varistor and other components from damage caused by loss of neutral or abnormal AC input voltage
- Normal operating mode: Universal Input voltage range: 85V_{AC} to 265V_{AC}
- Max input current @ 20°C: 150 mA_{ARMS}
- Power range: up to 30VA for 230V_{AC} input voltage at 20°C
- High safe interrupt power: 415V_{ACRMS}/40A_{ARMS}
- Inrush current limiter (capacitive loads)
- RoHS-compliant

Applications

- Main LED lighting systems
- PLC network adapters (fast Ethernet, xDSL over the main)
- Cell phone chargers
- AC/DC power supplies up to:
 - 30VA as input power for 240V_{AC} input voltage
 - 15VA as input power for 120V_{AC} input voltage
- Modem power supply
- AC panel protection modules
- AC Line power supplies
- AC power meters
- White goods, appliances, industrial controls

Integrated Overcurrent/Overtoltage/ Overtemperature Solutions for Industrial Equipment

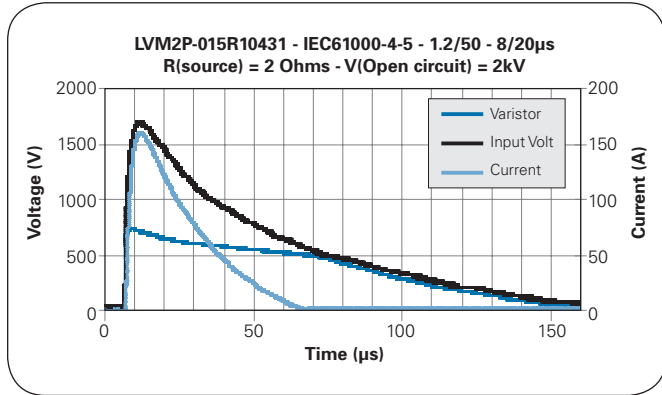


Figure 3 : Typical 2Pro LVM2P-015R10431 device response under IEC61000-4-5 surge immunity test

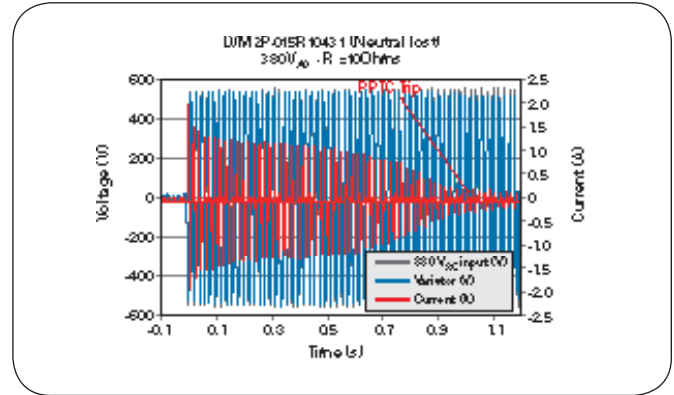


Figure 4 : Typical 2Pro LVM2P-015R10431 device response to loss of neutral event

Notice:

Information furnished is believed to be accurate and reliable. However, users should independently evaluate the suitability of and test each product selected for their own applications. Littelfuse products are not designed for, and shall not be used for, any purpose (including, without limitation, military, aerospace, medical, life-saving, life-sustaining or nuclear facility applications, devices intended for surgical implant into the body, or any other application in which the failure or lack of desired operation of the product may result in personal injury, death, or property damage) other than those expressly set forth in applicable Littelfuse product documentation. Warranties granted by Littelfuse shall be deemed void for products used for any purpose not expressly set forth in applicable Littelfuse documentation. Littelfuse shall not be liable for any claims or damages arising out of products used in applications not expressly intended by Littelfuse as set forth in applicable Littelfuse documentation. The sale and use of Littelfuse products is subject to Littelfuse Terms and Conditions of Sale, unless otherwise agreed by Littelfuse.