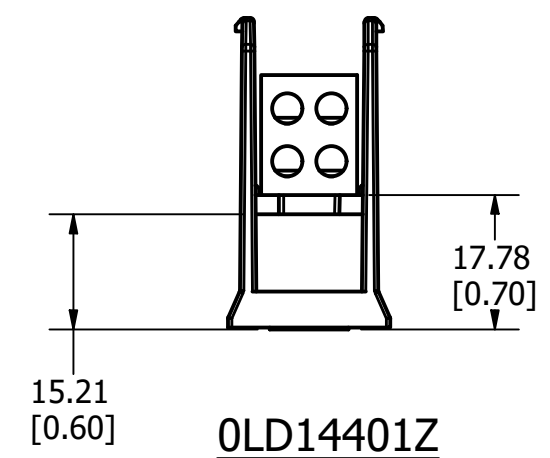
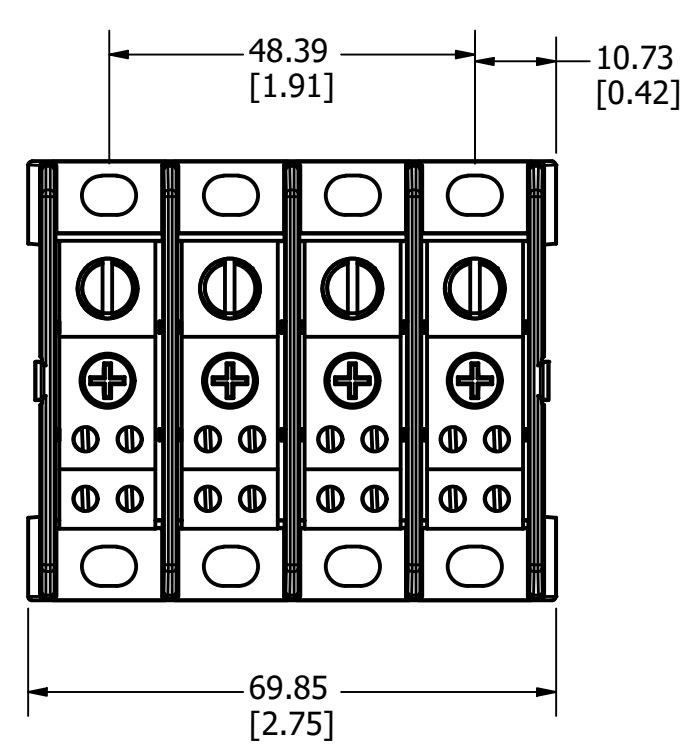
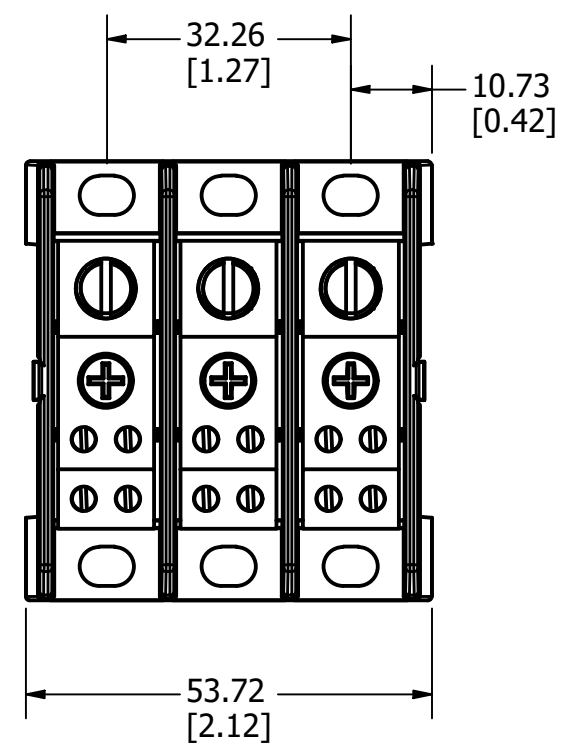
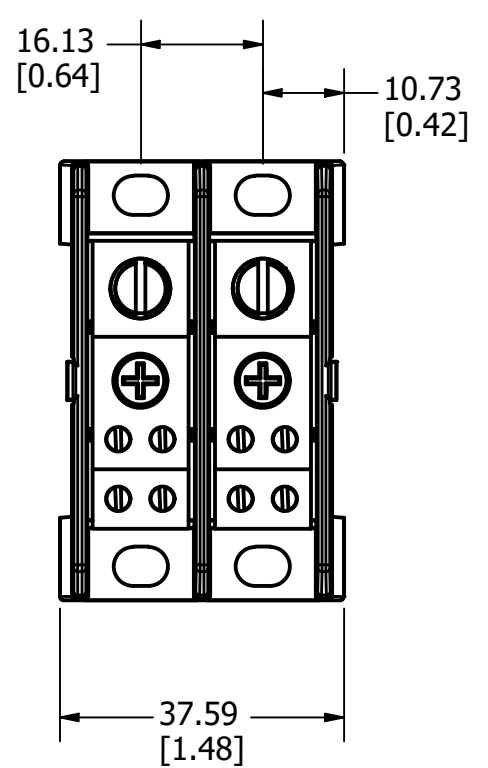
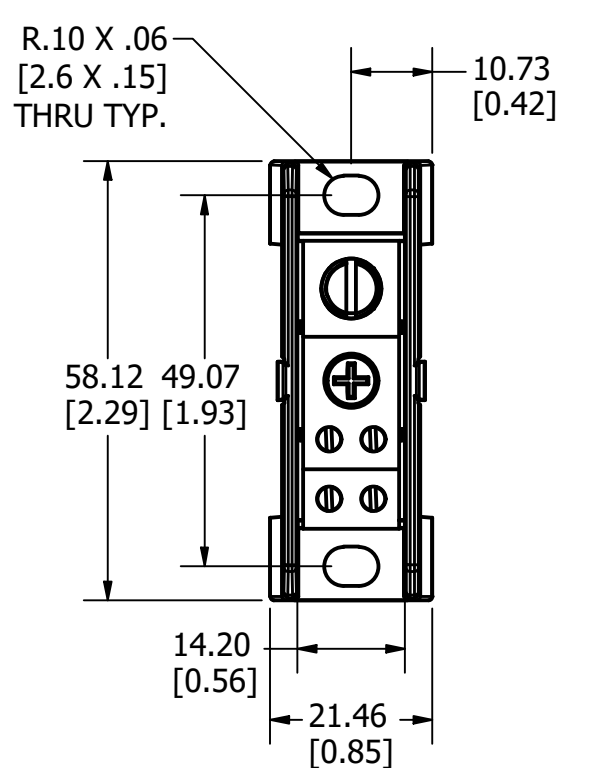
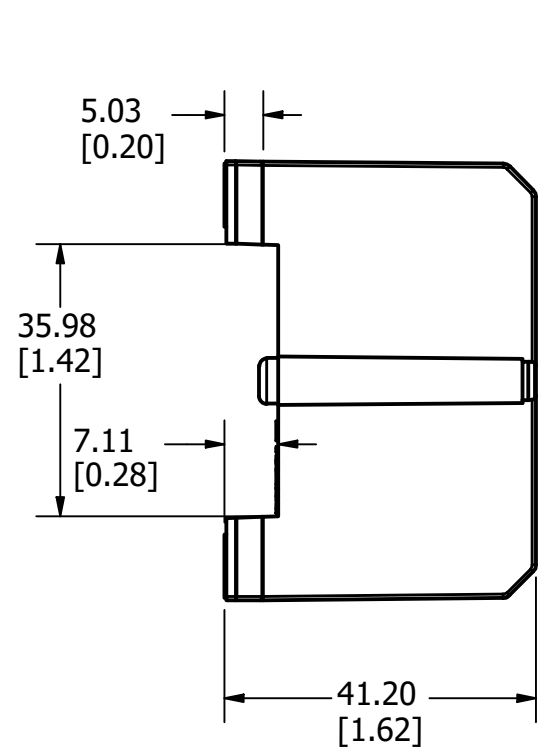
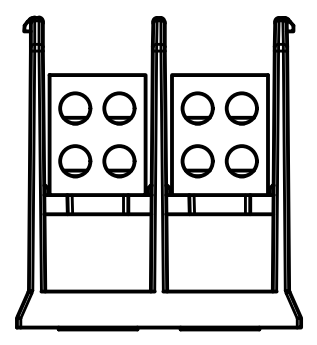


PART NUMBER
OLD14401Z
OLD14402Z
OLD14403Z
OLD14404Z

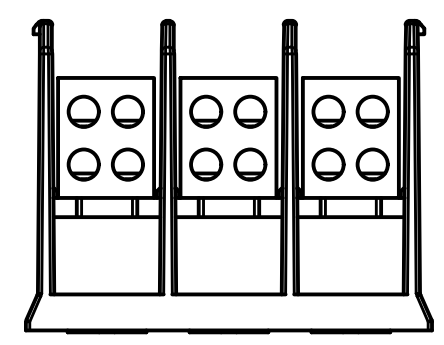
REVISION		
REV	DATE	DESCRIPTION
A	12/11/17	51651SGCP - RELEASE PER EM2988 MRY
B	1/5/22	524659ECP/D - CORRECT PART NUMBERS IN CHART MRY



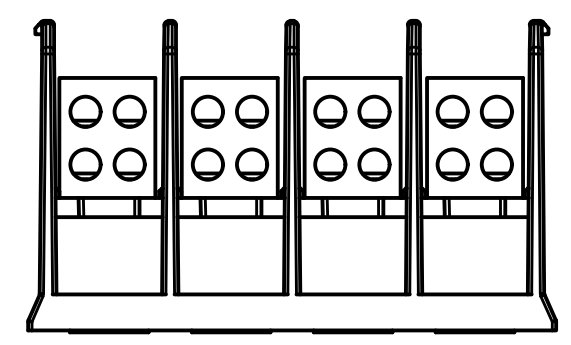
OLD14401Z



OLD14402Z



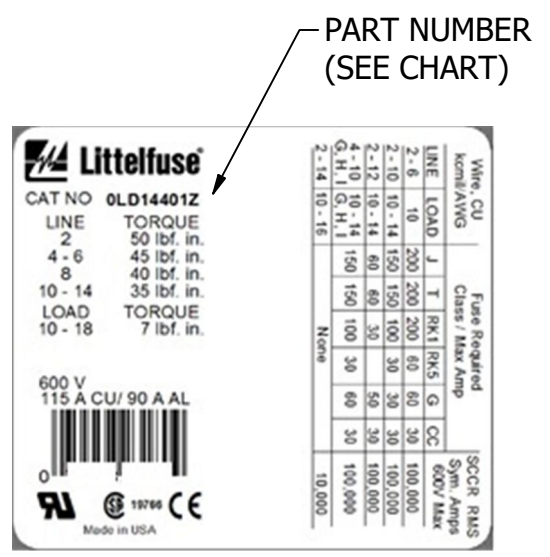
OLD14403Z



OLD14404Z

- NOTES:**
- AGENCY INFORMATION
UL FILE NO. E171395
CSA FILE NO. LR700111
 - MATERIALS:
INSULATOR BASE: THERMOPLASTIC
CONNECTOR: ALUMINUM, TIN PLATED
 - TERMINATION:
LINE: (1) #2-14 AWG
LOAD: (4) #10-18 AWG
 - MAXIMUM AMP RATING PER POLE: 115A
 - TORQUE:
LINE: #2 AWG 5.6 Nm (50 IN-LB)
#4-6 AWG 5.1 Nm (45 IN-LB)
#8 AWG 4.5 Nm (40 IN-LB)
#10-14 AWG 4 Nm (35 IN-LB)

LOAD: #10-18 AWG 0.8 Nm (7 IN-LB)



DETAIL "A"
PRODUCT LABEL

TOLERANCE (UNLESS OTHERWISE SPECIFIED):
1 PLACE ± 2.5mm [0.10]
2 PLACE ± 0.76mm [0.03]
3 PLACE ± 0.381mm [0.015]

●	DENOTES CRITICAL CHARACTERISTICS.		
CPK	DENOTES CPK DIMENSIONS, -MINIMUM CPK VALUE		
(ST)	DENOTES A CHARACTERISTIC THAT PROVIDES AN INDICATION OF PROCESS PERFORMANCE. PROCEDURE FOR MEASUREMENT AND TRACKING TO BE DEFINED IN LITTELFUSE INSPECTION INSTRUCTIONS.		
CP	DENOTES CP DIMENSIONS, -MINIMUM CP VALUE. MUST BE WITHIN THE DIMENSIONAL LIMITATIONS SHOWN ON DRAWING AND INITIALLY LOCATED TO ALLOW FOR MAXIMUM TOOL LIFE.		
MATL SPEC	FINISH		
DRW MYORK	DATE 10/16/2017	SCALE NTS	FINISH GOOD WT GRAMS/PIECE
UNLESS OTHERWISE SPECIFIED, DIMENSIONS ARE IN MILLIMETERS, DIMENSIONS IN BRACKETS [] ARE INCHES DIMENSIONING AND DO NOT INCLUDE PLATING. TOLERANCING TO BE INTERPRETED IN ACCORDANCE WITH ANSI Y14.5M-1994			
3RD ANGLE PROJECTION			
TITLE OLD1440 SERIES DISTRIBUTION BLOCK OUTLINE			
Littelfuse CHICAGO, ILLINOIS 60631		REVISION B	DRWG NO. OL-LD1440 SHEET 1 OF 1