

ATPS19 Series

Anti-Vandal Short-Body Sealed Pushbutton Switches



Specifications

Function	SPST
Contact Arrangement	N.O.
Mounting Type	Threaded front panel mount
Torque for Threaded Body	11.5 kgf/cm

Mechanical Characteristics

Mechanical Life	1,000,000 cycles
Total Travel	1.8 ± 0.2mm
Operating Force	4.5N ± 1.5N

Electrical Characteristics

Contact Rating	2A / 36 Vdc
Electrical Life	Make-and-break cycles at full load 200,000
Dielectric Strength	2,000 V RMS @ sea level
Insulation Resistance	1,000 MΩ min. @ 500 VDC
Initial Contact Resistance	50 mΩ max @ 1A 12 VDC

Operating Environment

Operating Temperature	-20°C to 70°C
Sealing / Protection	IP67

Description

The ATPS19 series is designed to withstand deliberate damage and vandalism, which in turn can reduce the need for costly in-field repairs and product recalls. Besides being vandal proof, the new switches share many characteristics of other ATP switches in the range, including being lightweight, IP67-rated, and corrosion resistant. As the devices integrating this switch are often outdoors, the switch has been designed to withstand extreme environmental conditions and water exposure.

Features & Benefits

- Momentary
- IP67 sealed & IK10 (Stainless steel bushing)
- Rated at 2A / 36 Vdc
- 1,000,000 mechanical lifecycles
- Various colors of LED illuminate indicator
- Choices of actuator with ring or power logo
- RoHS compliant

Applications

- Alarm, safety and security systems
- Intercom "push-to-talk" devices
- Automatic food and drink vending machines
- Parking lot ticket machines & ticket paying stations
- Industrial Instruments

Materials

Bushing	Stainless steel
Base	PA66, white (UL94-V0)
Actuator	PC, translucent (UL 94-V2), std steel
Internal Assembly	PC, transparent (UL 94-V2)
Spring	Steel
Sealing / O-ring	Silicone (Translucent) / Silicone
Terminals	Brass, gold flash plated
Contacts	Brass, coin silver, gold flash plated
Hex Nut	Brass (Nickel plated)

Notes:

Specifications and materials listed above are for switches with standard options. For information on specific and custom switches, please contact Customer Service.

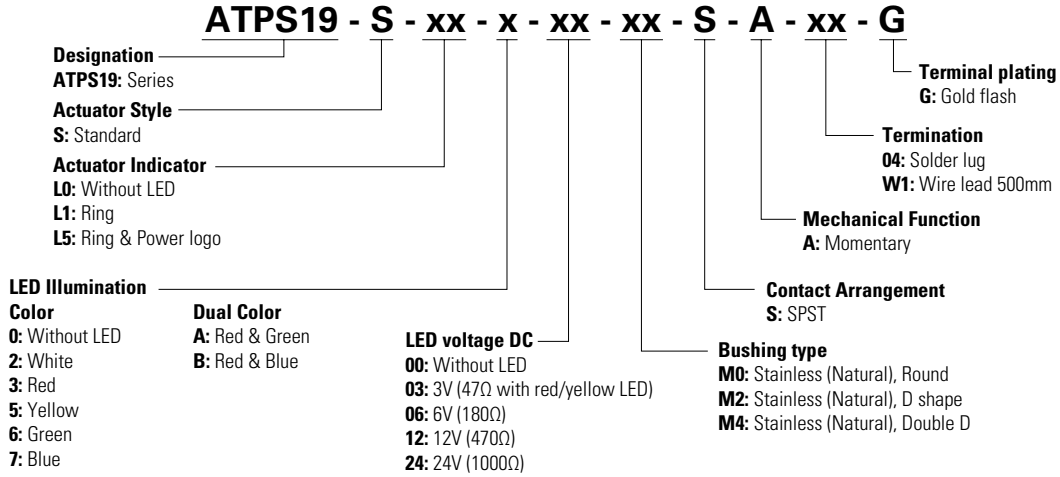
ATPS19 Series

Anti-Vandal Short-Body Sealed Pushbutton Switches



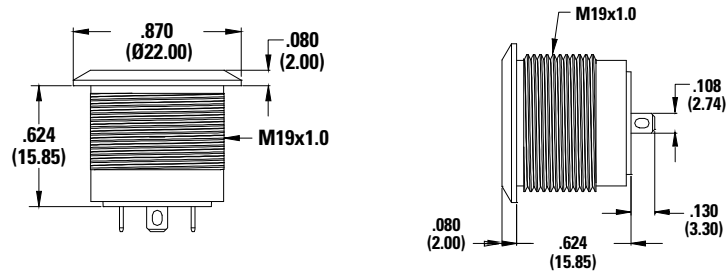
Ordering Number

To order, simply select desired option from each category and place in the appropriate box.



Standard View

Standard (inches, mm)

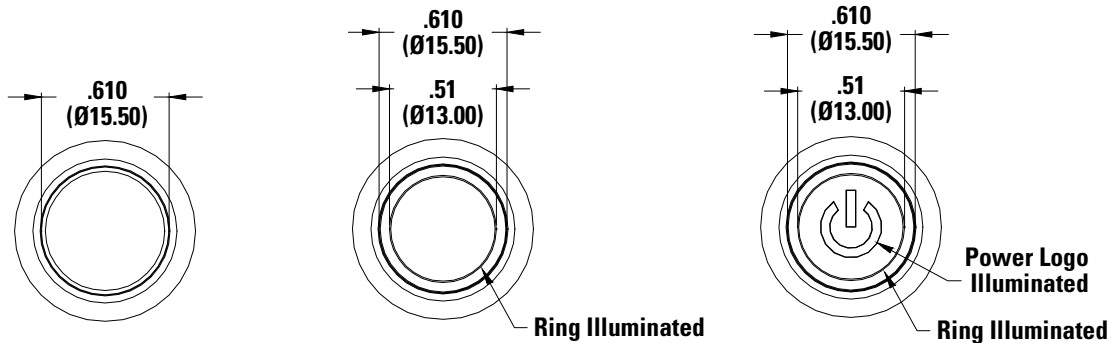


Actuator Indicator

L0 Without LED

L1 Ring

L5 Ring & Power



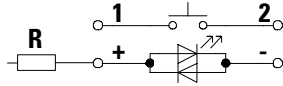
ATPS19 Series

Anti-Vandal Short-Body Sealed Pushbutton Switches

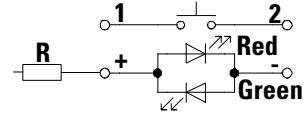


Circuit Momentary

Single Color LED



Dual Color LED



Notes:

R: Resistor value is according to the LED voltage applied.

Resistor value (Apply LED voltage)

LED input 3 VDC, 47 ohms
(Red/Yellow/Orange LED type only)

LED input 6 VDC, 180 ohms

LED input 12 VDC, 470 ohms

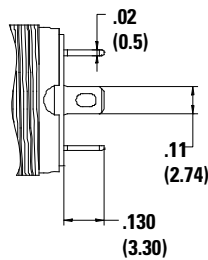
LED input 24 VDC, 1000 ohms

Notes:

Ohms value of resistance tolerance: ±5%

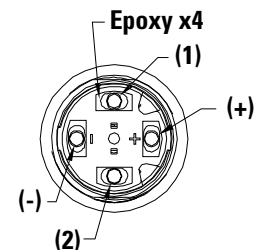
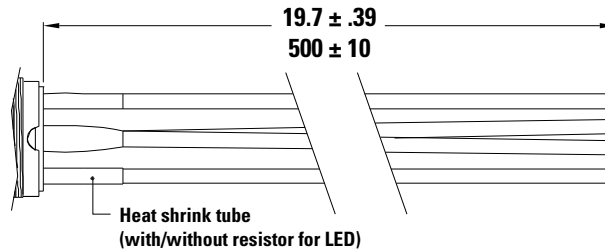
Termination

04 Solder Lug



W1 Wire Lead 500mm¹

Multi-wire lead AWG20, Section 0.6 mm², UL approved



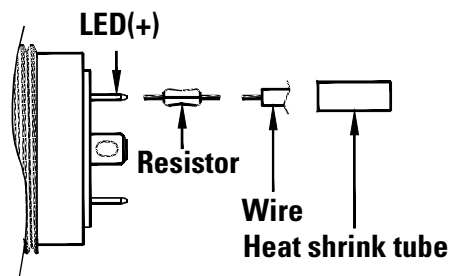
Non-LED

Description	Wire color
Terminal 1	Black
Terminal 2	

With LED

Description	Wire color
Terminal 1	Black
Terminal 2	
LED+	Red
LED-	Green

Resistor combination



Notes:

1: Special length, please consult your sales representative for details.

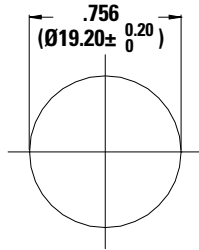
ATPS19 Series

Anti-Vandal Short-Body Sealed Pushbutton Switches

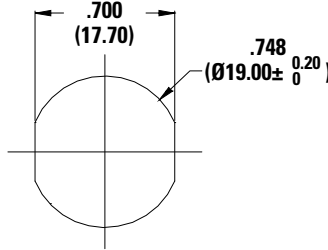


Panel Cutout

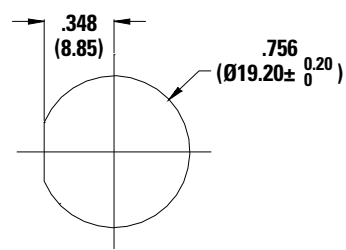
M0 Rounder



M4 Double D

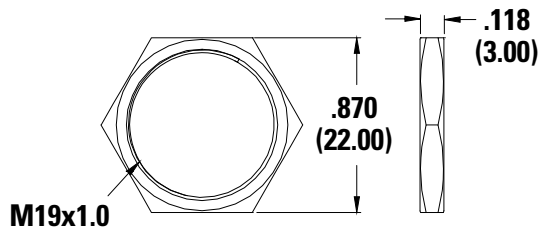


M2 D Shape

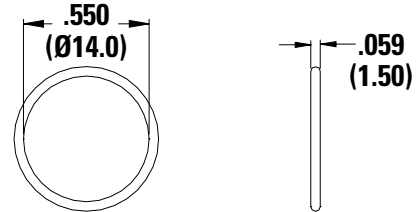


Hardware

Hex Nut
Order PN: ATP19-HN



O Ring
Order PN: ATP19-OR



Disclaimer Notice - Information furnished is believed to be accurate and reliable. However, users should independently evaluate the suitability of and test each product selected for their own applications. Littelfuse products are not designed for, and may not be used in, all applications. Read complete Disclaimer Notice at <http://www.littelfuse.com/disclaimer-electronics>.