


KM Series

Subminiature Pushbutton Switches



Agency Approvals

Agency	Agency File Number
	E42363

Specifications

Contact Rating	Q contact material (KM11, KM12 Models): 0.25 amps @ 125 V AC or DC (UL). See following pages for additional ratings.
Electrical Life	10,000 actuations min. at full load
Contact Resistance	Below 30 mΩ typ. initial @ 2-4 V DC, 100 mA, for both silver and gold plated contacts
Insulation Resistance	10 ⁹ Ω min.
Dielectric Strength	1000 Vrms min. @ sea level.
Operating Temperature	-30°C to 85°C (UL certification was done to a max. 65°C)
Cap Installation Force	10 lbs. max. permissible

Notes:

Any models supplied with Q or B contact material are RoHS compliant. Specifications and materials listed above are for switches with standard options. For information on specific and custom switches, consult Customer Service Center.

Description

Innovative alarm system, detector switch and computing equipment developers turn to KM series of subminiature pushbutton switches when they need a switch that is reliable, long-lasting and compliant with RoHS. Built with a reliable contact design, the KM series is available with pretravel and overtravel options.

Features & Benefits

- Reliable contact design
- Available with pretravel and overtravel
- RoHS compliant

Applications

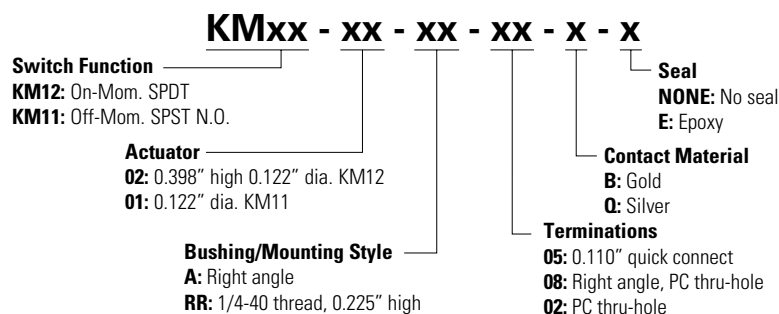
- Alarm systems
- Computers
- Detector switch application

Materials

Housing & Bushing	6/6 nylon (UL94V-2), black
Actuator	6/6 nylon (UL 94V-2), natural. Internal o-ring seal, available on KM11 models
Movable Contact	B contact material: Bronze or copper, with gold plate over nickel plate. See following pages for additional contact materials.
Stationary Contacts & Terminals	B contact material: Copper, with gold plate over nickel plate. See following pages for additional contact materials.
Return Spring	Music wire, phosphor coated
Mounting Nut	Brass, nickel plated
Terminal Seal	Epoxy.

Ordering Number

To order, simply select desired option from each category and place in the appropriate box. Available options are shown and described on following pages. For additional options not shown in catalog, consult Customer Service Center.



KM Series

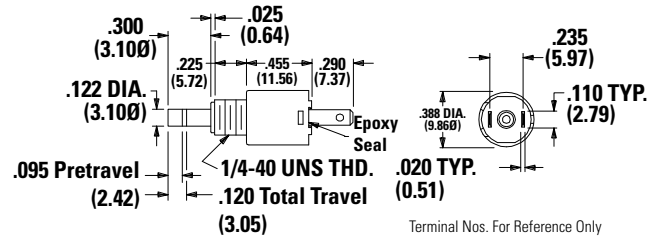
Subminiature Pushbutton Switches



Switch Function

SPST Dimensions inches (mm)

No. Poles	Model No.	Switch Function				Schematic
		POS. 1	POS. 2	POS. 1	POS. 2	
SP	KM11	OFF	MOM.	OPEN	2-1	SPST N.O.

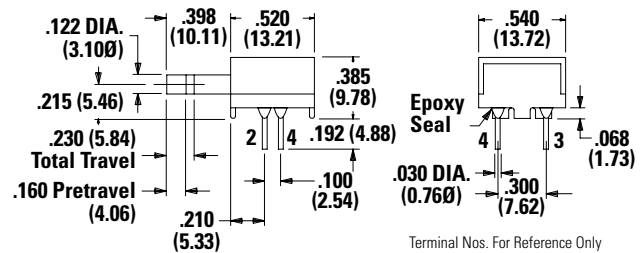


Part Number Shown: KM110RR05BE

Terminal Nos. For Reference Only

SPDT Dimensions inches (mm)

No. Poles	Model No.	Switch Function				Schematic
		POS. 1	POS. 2	POS. 1	POS. 2	
SP	KM12	ON	MOM.	2-1	4-3	SPDT

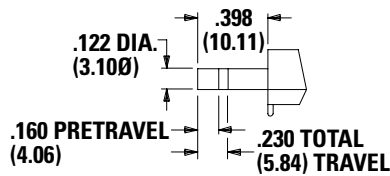


Part Number Shown: KM1202A08BE

Terminal Nos. For Reference Only

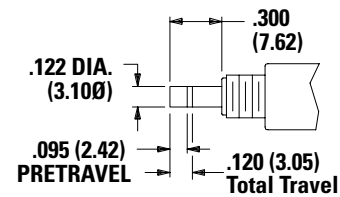
Actuator

02 0.398" High, 0.122" Dia.



KM12 models only

01 0.122" Dia.

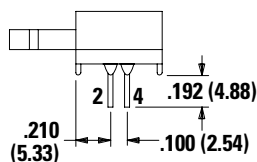


KM11 models only

Note: Caps available for plunger options

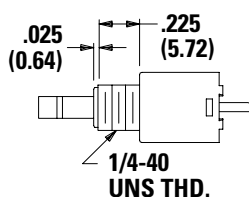
Bushing/Mounting Style

A Right Angle



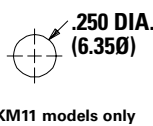
KM12 models only

RR 1/4-40 Thread, 0.225" High



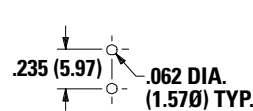
KM11 models only

Panel Mounting

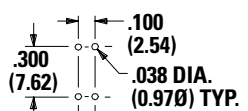


KM11 models only

PC Mounting



KM11 models only



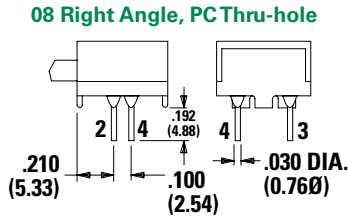
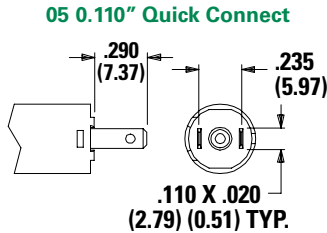
KM12 models only

KM Series

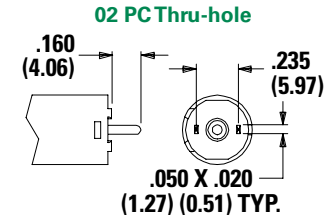
Subminiature Pushbutton Switches



Terminations inches (mm)



KM12 models only



KM11 models only

Contact Material

Option Code	RoHS Compliant ¹	RoHS Compatible ¹	Contact and Terminal Material	Ratings
B	Yes	Yes	Gold ²	Low Level/Dry Circuit
Q	Yes	Yes	Silver ³	Power

0.4 VA Max. @ 20 V AC or DC Max.
0.25 AMPS @ 125 V AC or DC (KM11, KM12) (UL)

Notes:

See Technical Data section of this catalog for RoHS compliant and compatible definitions and specifications.

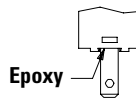
1. Stationary Contacts & Terminals: Copper, with gold plate over nickel plate. **Movable Contact:** Phosphor bronze or beryllium copper, with gold plate over nickel plate.

2. Stationary Contacts & Terminals: Copper, silver plated (standard with all termination options). **Movable Contact:** Phosphor bronze or beryllium copper, silver plated.

3. Stationary Contacts & Terminals: Copper, with gold plate over nickel plate over silver plate. **Movable Contact:** Phosphor bronze or beryllium copper, with gold plate over nickel plate over silver plate.

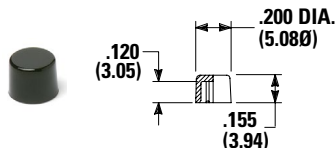
Any models supplied with Q or B contact material are RoHS compliant. KM12 models **are not** when ordered with 'Q' contact material.

Seal E Epoxy Seal



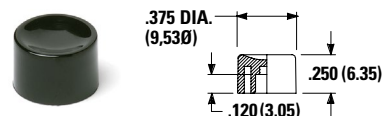
Available Hardware inches (mm)

Cap, KM11 and KM12 models



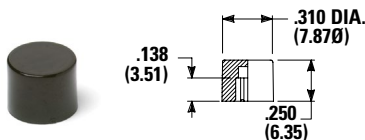
PART NO.
708901000 WHITE
708902000 BLACK
708903000 RED
Material: Nylon
Finish: Gloss

Cap, KM11 and KM12 models



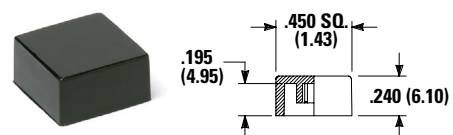
PART NO.
752701000 WHITE
752702000 BLACK
752703000 RED
Material: Nylon
Finish: Gloss

Cap, KM11 and KM12 models



PART NO.
801801000 WHITE
801802000 BLACK
801803000 RED
Material: Nylon
Finish: Gloss

Cap, KM11 models



PART NO.
484601000 WHITE
484602000 BLACK
484603000 RED
Material: Nylon
Finish: Gloss

PART NO.
798201000 WHITE
798202263 BLACK
798203000 RED
Material: Nylon
Finish: Matte

Notes: Other colors available, consult Customer Service Center.

Disclaimer Notice - Information furnished is believed to be accurate and reliable. However, users should independently evaluate the suitability of and test each product selected for their own applications. Littelfuse products are not designed for, and may not be used in, all applications. Read complete Disclaimer Notice at <http://www.littelfuse.com/disclaimer-electronics>.