

# 9000 Series

## Power Rocker & Lever Handle Switches



### Agency Approvals

Agency	Agency File Number
cUL US	E42363

### Specifications

<b>Contact Rating</b>	9201 model: GP (general purpose) 6 amps 125 VAC 50/60 Hz T85 10,000 cycles (10E3) 3 amps 250 VAC 50/60 Hz T85 10,000 cycles R (resistive) 6 amps 30 VDC T85 10,000 cycles
	9221 Model: GP (general purpose) 10 amps 125 VAC 50/60 Hz T85 10,000 cycles 5 amps 250 VAC 50/60 Hz T85 10,000 cycles R (resistive) 10 amps 30 VDC T85 10,000 cycles
<b>Electrical Life</b>	25,000 make-and-break cycles at full load.
<b>Contact Resistance</b>	Below 10 m Ω typ. initial @ 2–4 V DC, 100 mA.
<b>Insulation Resistance</b>	10 <sup>9</sup> Ω min.
<b>Dielectric Strength</b>	2,500 Vrms min. @ sea level.
<b>Operating Temperature</b>	–30°C to 85°C
<b>Solderability</b>	Per MIL-STD-202F method 208D, or EIA RS-186E method 9 (1 hour steam aging).

### Description

Those designing products that require a shut-off switch need to ensure that the switch they incorporate is durable, resistant to the elements and can withstand repeated use. The 9000 series of power rocker and lever handle switches feature thermoset UL 94V-0 housing, rugged construction and a variety of actuator and termination options, making them perfect for all types of small appliances and shut-off switches.

### Features & Benefits

- Thermoset UL 94V-0 housing
- Rugged construction
- Variety of actuator and termination options
- RoHS compliant

### Applications

- Small equipment
- Shut-off switch

### Materials

<b>Case</b>	Diallyl phthalate (DAP) (UL 94 V-0).
<b>Actuator</b>	Nylon, black standard.
<b>Frame-Rear Mount Options</b>	Spring steel, black.
<b>Bushing</b>	Brass, nickel plated.
<b>Housing</b>	Stainless steel.
<b>Switch Support</b>	Brass or steel, matte-tin plated.
<b>Mounting Bracket</b>	Stainless steel.
<b>End Contacts</b>	9201 Model: Coin silver, silver plated. 9221 Model: Silver cadmium oxide.
<b>Center Contacts</b>	Copper alloy, silver plated.
<b>All Terminals</b>	9201 Model: Copper alloy, silver plated. 9221 Model: Copper alloy, matte-tin plated.
<b>Terminal Seal</b>	Epoxy.
<b>Hardware</b>	Nut, Screw & Lockwasher: Stainless steel. Standoff: Nylon standard, aluminum available, consult Customer Service Center.

#### Notes:

Cadmium used in electrical contacts is acceptable for RoHS.

Any models supplied with Q contact material are RoHS compliant.

Specifications and materials listed above are for switches with standard options. For information on specific and custom switches, consult Customer Service Center.

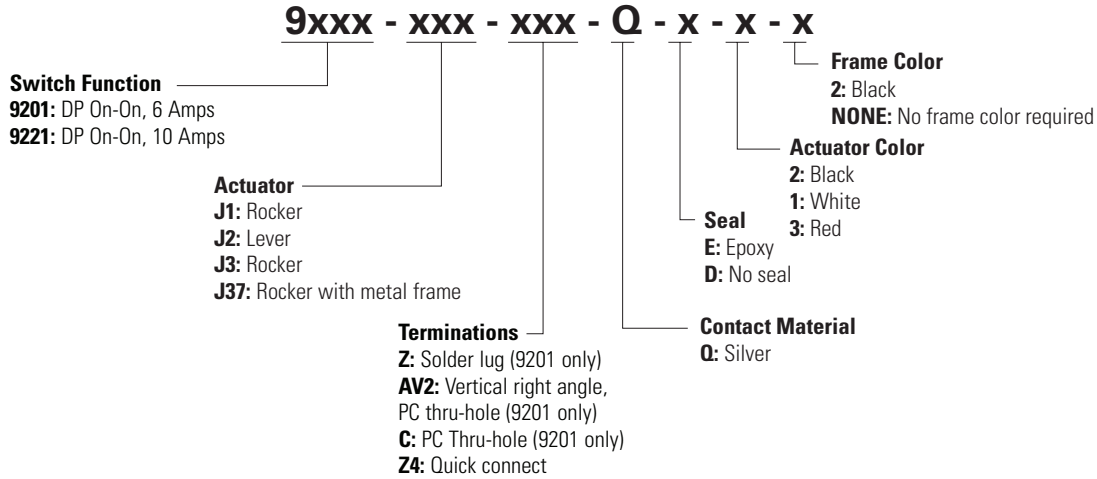
# 9000 Series

## Power Rocker & Lever Handle Switches



### Ordering Number

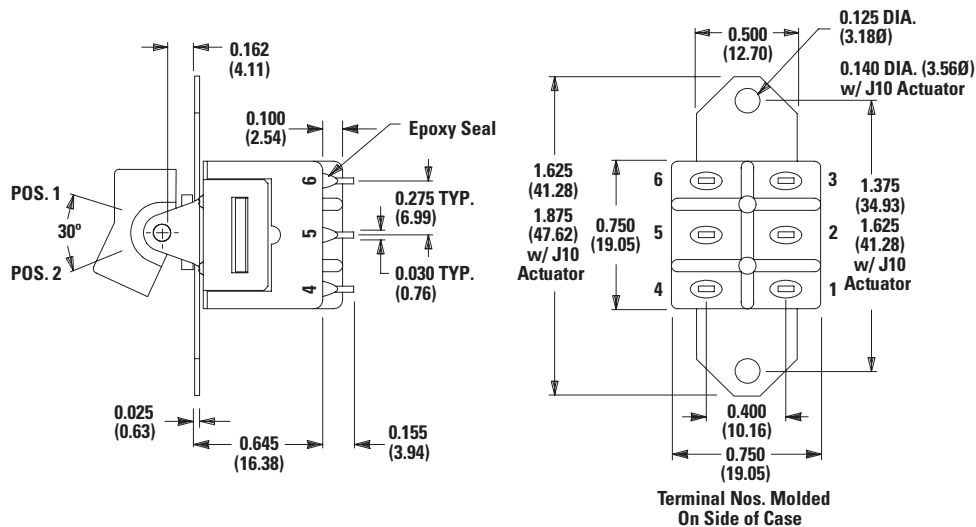
To order, simply select desired option from each category and place in the appropriate box. **For additional options not shown in catalog, consult Customer Service Center.**



### Switch Function DPDT

No. Poles	Model No.	Rating <sup>1</sup>	Switch Function		Connected Terminals		Schematic
			C&K marking on opposite side				
			POS. 1	POS. 3	POS. 1	POS. 3	
DP	9201	6 Amps	ON	ON	2-3,5-6	2-1,5-4	
DP	9221	10 Amps	ON	ON	2-3,5-6	2-1,5-4	

### Dimensions inches (mm)



Part number shown: 9201J1ZQE2

**Notes:** All 9000 Series models meet international dimensional and electrical requirements.   
 1. See Contact Material, page 6, for complete ratings.   
 9221 model must be ordered with Z4 terminations and D seal option.

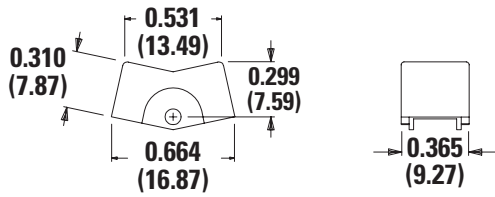
# 9000 Series

## Power Rocker & Lever Handle Switches



### Actuator-Panel Mount inches (mm)

#### J1 Rocker

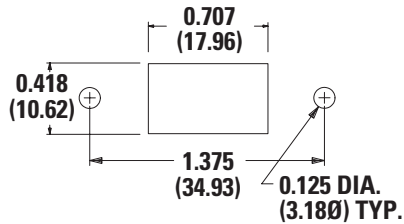


Option Code	Actuator Color
2	Black
1	White
3	Red

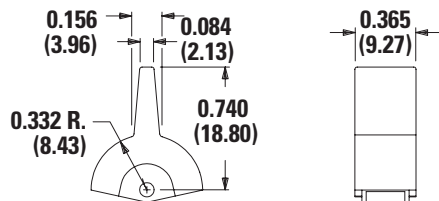

**Finish:** Matte. Other colors, custom actuator markings and legends available, consult Customer Service Center.

**Notes:** Hardware: two each—mounting screws, nuts, lockwashers and standoffs for 1/8 inch thick panel are supplied standard on all switches with panel mounting brackets. Actuators available separately, see page 7. Hardware available separately, see Technical Data section of this catalog.

#### Panel Mounting



#### J2 Lever

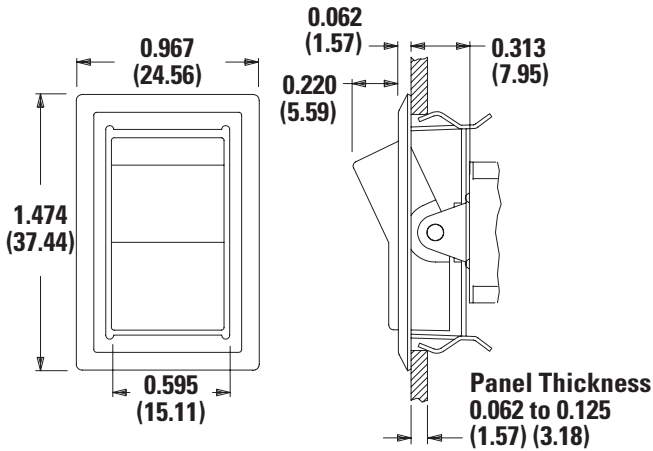


# 9000 Series

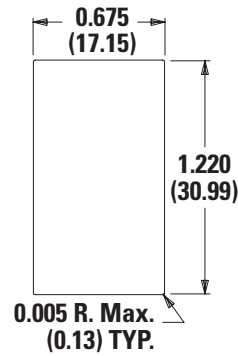
## Power Rocker & Lever Handle Switches



### J3 Rocker



#### Panel Mounting

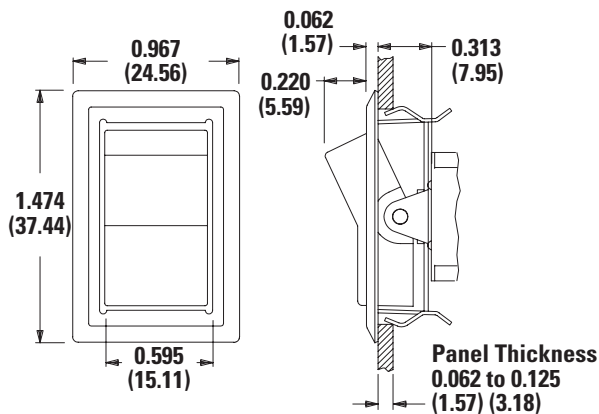


Option Code	Actuator Color
2	Black
1	White
3	Red

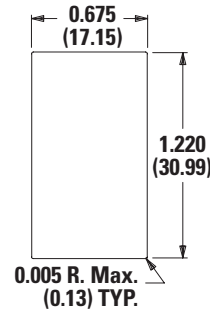
**Finish:** Matte. Other colors, custom actuator markings and legends available, consult Customer Service Center.

**Notes:** Actuators available separately, see page 7. Hardware: two each—mounting screws, nuts, lockwashers and standoffs for 1/8 inch thick panel are supplied standard on all switches with panel mounting brackets. Hardware available separately, see Technical Data section of this catalog.

### Actuator-Rear Mount inches (mm) J37 Rocker with Frame



#### Panel Mounting



Not available with AV2 termination.

Option Code	Actuator Color
2	Black
1	White
3	Red

Option Code	Frame Color
2	Black

**Finish:** Matte. Frame finish: Gloss. Other colors, custom actuator markings and legends available, consult Customer Service Center.

**Notes:** Actuators & frames available separately, see page 7. Hardware: two each—mounting screws, nuts, lockwashers and standoffs for 1/8 inch thick panel are supplied standard on all switches with panel mounting brackets. Hardware available separately, see Technical Data section of this catalog.

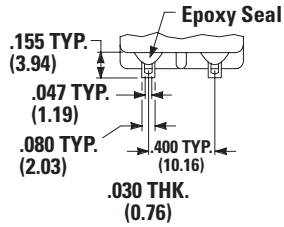
# 9000 Series

## Power Rocker & Lever Handle Switches



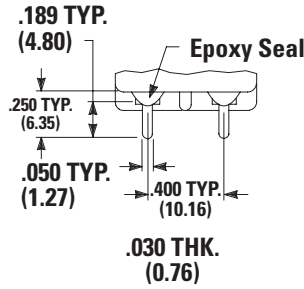
### Terminations inches (mm)

#### Z Solder Lug



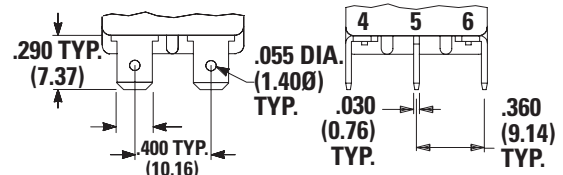
9201 Only

#### C PC Thru-hole



.030 THK.  
(0.76)

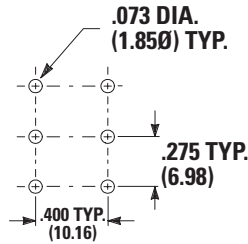
#### Z4 Quick Connect



9201 and 9221

Notes: Only termination available with 9221 model. Must be ordered with D seal option. Mating terminal standard Nema 0.187" quick connect.

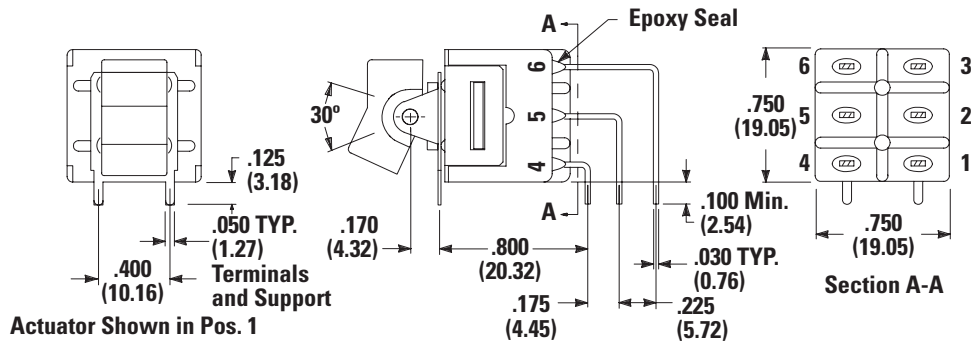
#### PC Mounting



9201 Only

#### AV2 Vertical Right Angle, PC Thru-hole

#### 9201J1AV2QE2 Vertical Actuation DPDT

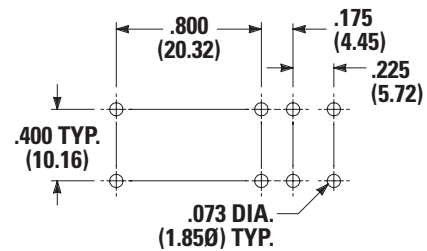


Actuator Shown in Pos. 1

9201 Only

Notes: Terminal bend radii and lead-in manufacturing option. Terminal spacing greater than 3mm at all points.

#### PC Mounting



# 9000 Series

## Power Rocker & Lever Handle Switches




### Contact Material

Option Code	Model	Contact Material	Terminal Plating	Ratings
Q	9201	Silver <sup>1,2</sup>	Silver or Tin <sup>2,5</sup>	GP (general purpose) 6 amps 125 VAC 50/60 Hz T85 10,000 cycles (10E3) 3 amps 250 VAC 50/60 Hz T85 10,000 cycles R (resistive) 6 amps 30 VDC T85 10,000 cycles
	9221	Silver Cadmium Oxide <sup>3,4,6</sup>	Tin <sup>5</sup>	GP (general purpose) 10 amps 125 VAC 50/60 Hz T85 10,000 cycles (10E3) 5 amps 250 VAC 50/60 Hz T85 10,000 cycles R (resistive) 10 amps 30 VDC T85 10,000 cycles

**Notes:** See Technical Data section of this catalog for RoHS compliant and compatible definitions and specifications.

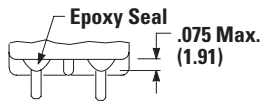
- 1. **End Contacts:** Coin silver, silver plated.
- 2. **Center Contacts & All Terminals:** Copper alloy, silver plated.
- 3. **End Contacts:** Silver cadmium oxide.
- 4. **Center Contacts:** Copper alloy, silver plated.
- 5. **Z4 Terminals Only:** Copper alloy, tin plated.
- 6. Cadmium used for electrical contacts is acceptable for RoHS.

Any models supplied with Q contact material is RoHS compliant.  
9221 model must be ordered with Z4 terminations and D seal option.

All 9000 Series models meet international dimensional and electrical requirements. 

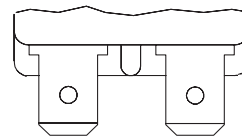
### Seal inches (mm)

#### E Epoxy Seal



Not available with 9221 model or Z4 terminations.

#### D No Epoxy Seal



Must be ordered with 9221 model and Z4 termination.

# 9000 Series

## Power Rocker & Lever Handle Switches



### Available Hardware

Panel mounting hardware for rocker and lever handle switches is available separately. Mounting hardware consists of two screws, two nuts, two standoffs and two lockwashers per switch, and is available for panel thicknesses of 1/16, 3/32 and 1/8 inch. See part numbers below.

#### J1 & J2 actuators

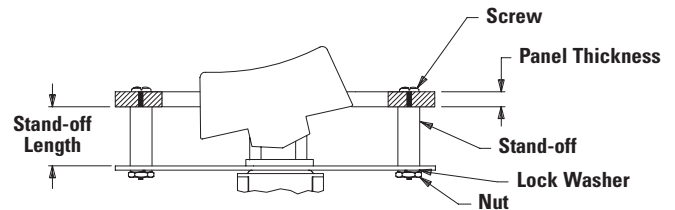
Part No.	Panel Thk.	Standoff Length
761101000	1/16 IN. (1.59)	0.295 (7.49)
761102000	3/32 IN. (2.38)	0.264 (6.71)
761103000	1/8 IN. (3.18)	0.233 (5.92)

#### J1 Actuator



**Part No.**  
776A01000 White  
776A02263 Black  
776A03000 Red  
**Material:** Nylon  
**Finish:** Matte

#### Typical Assembly



#### J2 Actuator



**Part No.**  
760501000 White  
760502263 Black  
760503000 Red  
**Material:** Nylon  
**Finish:** Matte

#### J3 & J37 Actuators



**Part No.**  
766601000 White  
766602263 Black  
766603000 Red  
**Material:** Nylon  
**Finish:** Matte

#### Frame for J37 Actuator



**Part No.**  
445400746 Black Enamel  
**Material:** Spring Steel

**Notes:** Additional nuts, screws and lockwashers available separately, see Technical Data section of this catalog. Other colors available, consult Customer Service Center.

**Disclaimer Notice** - Information furnished is believed to be accurate and reliable. However, users should independently evaluate the suitability of and test each product selected for their own applications. Littelfuse products are not designed for, and may not be used in, all applications. Read complete Disclaimer Notice at <http://www.littelfuse.com/disclaimer-electronics>.