


# GS Series

## Sealed Ultraminiature Slide Switches



### Description

The GS series sealed ultraminiature slide switches are typically found in computer peripherals & network products, test & measurement equipment, and telephone & cable modem industries. Featuring an ultraminiature design that saves PCB space, the GS series have sealed construction, processes compatible with most PCB wash processes, long-life contact design, and are available in thru-hole or surface mount options.

### Features & Benefits

- Ultraminiature design saves PCB space
- Sealed construction, process compatible with most PCB wash processes
- Available in thru-hole and surface mount
- Long life contact design
- RoHS compliant

### Applications

- Computer peripherals & network products
- Telephone & cable modems
- Test & measurement equipment

### Specifications

<b>Contact Rating</b>	0.4 VA max. @ 20 V AC or DC max.
<b>Mechanical &amp; Electrical Life</b>	40,000 make-and-break cycles at full load.
<b>Contact Resistance</b>	Below 50 m $\Omega$ typ. initial @ 2–4 V DC, 100 mA.
<b>Insulation Resistance</b>	10 <sup>9</sup> $\Omega$ min.
<b>Dielectric Strength</b>	500 Vrms min. @ sea level.
<b>Operating Temperature</b>	-40°C to 85°C
<b>Solderability</b>	Per MIL-STD-202F method 208D, or EIA RS-186E method 9.
<b>Packaging</b>	Switches available in embossed anti-static tape and reels per EIA 481A. Some models available on embossed anti-static tape and reels per EIA 481-3, consult Customer Service Center.

### Materials

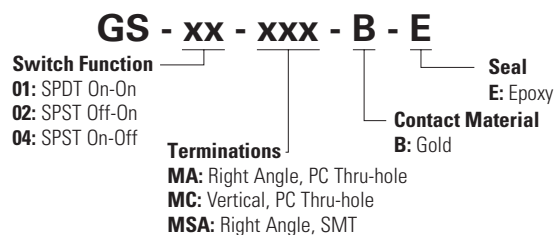
<b>Housing &amp; Base</b>	Glass filled 4/6, flame retardant, heat stabilized (UL 94 V-0).
<b>Actuator</b>	Polyetherimide PEI (UL 94 V-0), with standard internal seal.
<b>Switch Support</b>	Brass, matte-tin plated.
<b>Movable Contact</b>	Copper with gold plate over nickel plate.
<b>Stationary Contacts</b>	Copper alloy, with gold plate over nickel plate.
<b>Terminals</b>	Copper alloy, with gold plate over nickel plate.
<b>Terminal Seal</b>	Epoxy. All terminals insert molded.

#### Notes:

All models are RoHS compliant and compatible with all options. Specifications and materials listed above are for switches with standard options. For information on specific and custom switches, consult Customer Service Center.

### Ordering Number

Our easy build-a-switch concept allows you to mix and match options to create the switch you need. To order, select desired option from each category and place it in the appropriate box.



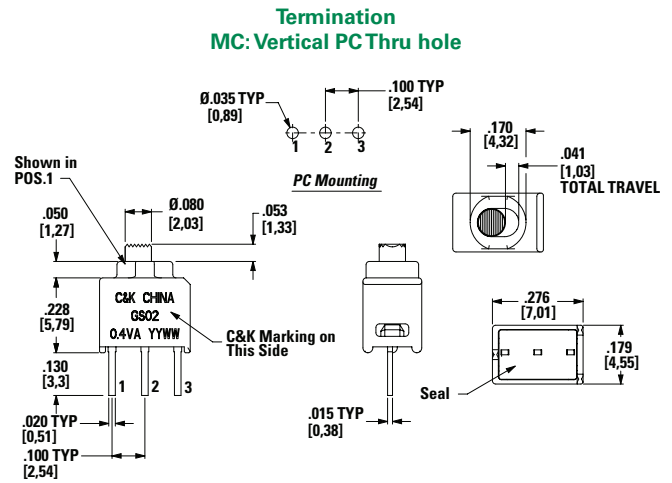
# GS Series

## Sealed Ultraminiature Slide Switches



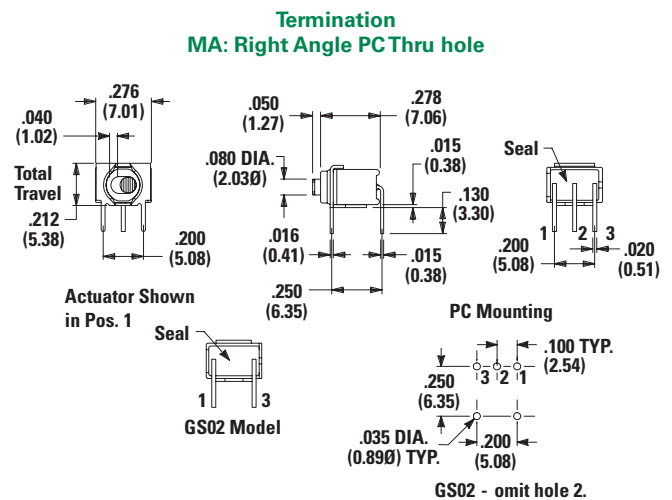
### Switch Function

Part Number	POS. 1	POS. 2	Schematic
GS01MCBE	ON	ON	
Conn. Terminals	2-1	2-3	SPDT
GS02MCBE	OFF	ON	
Conn. Terminals	OPEN	3-1	SPST
GS04MCBE	ON	OFF	
Conn. Terminals	1-3	OPEN	SPST



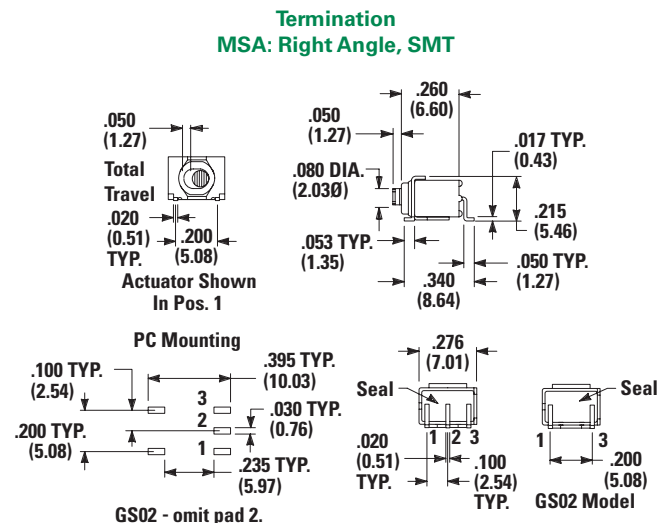
### Switch Function

Part Number	POS. 1	POS. 2	Schematic
GS01MABE	ON	ON	
Conn. Terminals	2-1	2-3	SPDT
GS02MABE	OFF	ON	
Conn. Terminals	OPEN	3-1	SPST
GS04MABE	ON	OFF	
Conn. Terminals	1-3	OPEN	SPST



### Switch Function

Part Number	POS. 1	POS. 2	Schematic
GS01MSABE	ON	NONE	
Conn. Terminals	2-1	2-3	SPDT
GS02MSABE	OFF	ON	
Conn. Terminals	OPEN	3-1	SPST
GS04MSABE	ON	OFF	
Conn. Terminals	1-3	OPEN	SPST



# GS Series

## Sealed Ultraminiature Slide Switches

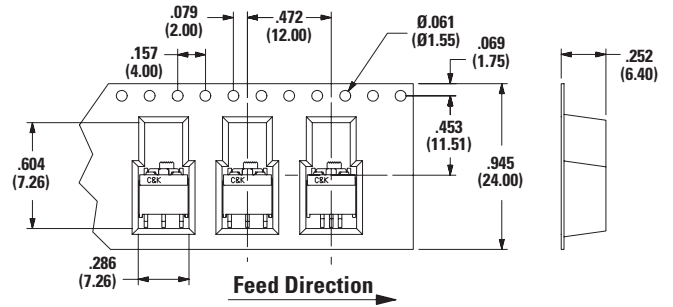


### Tape & Reel Dimensions (mm)

#### Reel Information

Outside Diameter	13.00 (330.0)
Pilot Hole	0.512 (13.0)
Quantity Per Reel	600

#### GS01MSABE, GS02MSABE, GS04MSABE



**Disclaimer Notice** - Information furnished is believed to be accurate and reliable. However, users should independently evaluate the suitability of and test each product selected for their own applications. Littelfuse products are not designed for, and may not be used in, all applications. Read complete Disclaimer Notice at <http://www.littelfuse.com/disclaimer-electronics>.