

MM Series

Mini Size Precision Snap-acting Switches



Agency Approvals

Agency	Agency File Number
	E42363

Specifications

Contact Rating	From low level ¹ to 7 AMPS @ 250 V AC.
Electrical Life	100,000 cycles at full rated load
Insulation Resistance	1,000 ohms min.
Dielectric Strength	1,000 V RMS min. @ sea level
Operating Temperature	-67°F to 275°F (-55°C to 135°C)
Operating Force	5 oz. (142 grams) max. At actuator button.
Mounting	2-56 screws, torque 2 in/lbs max.

Notes:

¹ Low Level conditions where no arcing occurs during switching, i.e., 0.4 VA max. @ 20 V AC or DC max. Specifications and materials listed above are for switches with standard options. For information on specific and custom switches, consult Customer Service center.

Description

The MM series mini size precision snap-acting switch features low-level and power switching, increased overtravel and a long electrical and mechanical life. These features make the MM series perfect for use in communication devices and other applications with limited space constraints.

Features & Benefits

- Low level and power switching
- Long electrical and mechanical life
- Increased overtravel
- Reliable snap-acting mechanism
- UL Recognized to ANSI/UL 1054 and CSA C22.2 No. 55

Applications

- Limited space constraints
- Communication devices

Materials

Switch Housing	Heat resistant phenolic (UL 94V-0)
Actuator Button	
Spring	Beryllium copper CDA alloy C17200
Pivot	Brass CDA alloy 260
Movable Contacts	Fine silver for ratings greater than 1 AMP @ 125 V AC. 24K gold for 1 AMP @ 125 V AC or less.
Stationary Contacts	Fine silver inlay on copper CDA alloy C10200 for ratings greater than 1 AMP @ 125 V AC. 24K gold on copper CDA alloy C10200 for 1 AMP @ 125 V AC or less.
Terminals	Copper CDA alloy C18700

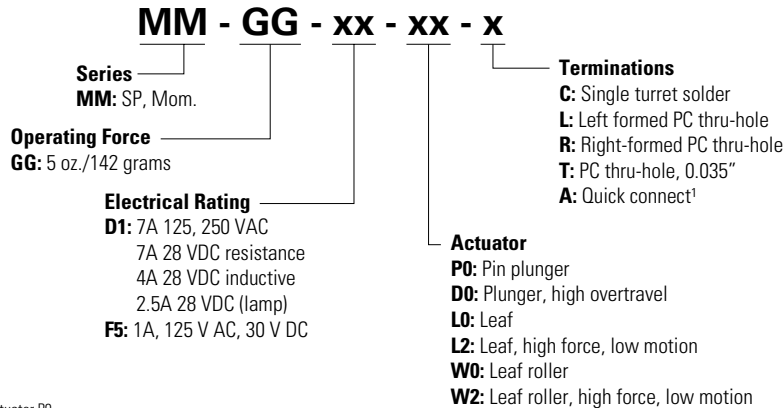
MM Series

Mini Size Precision Snap-acting Switches



Ordering Number

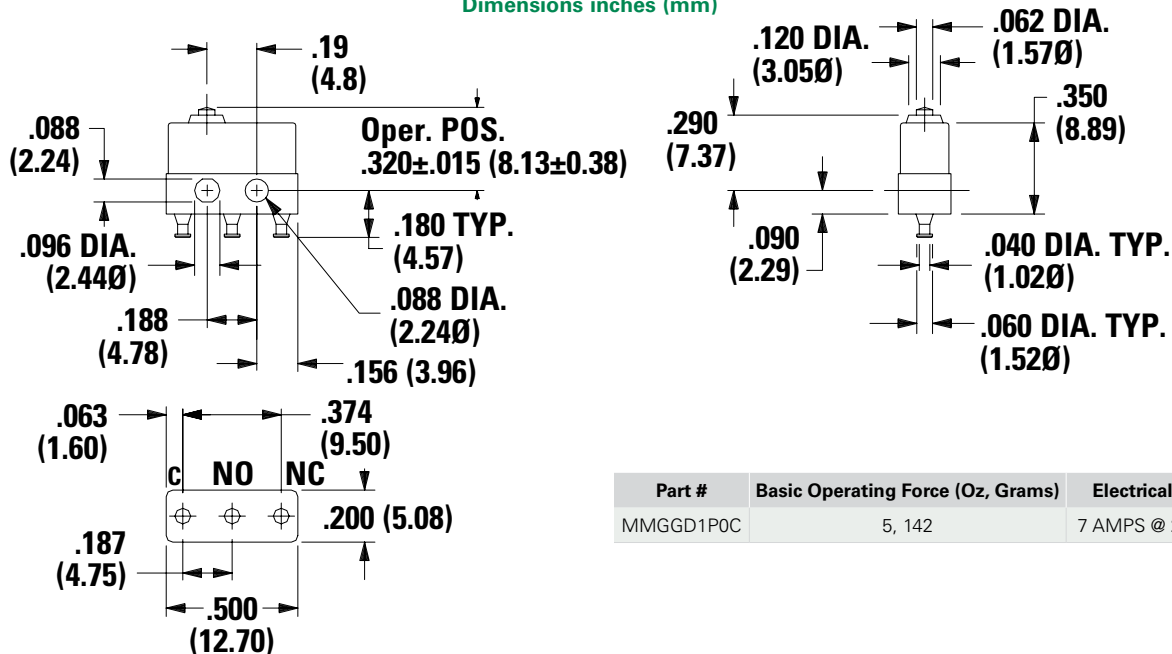
To order, simply select desired option from each category and place in the appropriate box. For additional options not shown in catalog, consult Customer Service Center.



Notes:
1. Only available in Electrical Rating D1 and Actuator P0.

Switch with Standard Options MMGGD1P0C

Dimensions inches (mm)



Series
MM SPDT Momentary

Operating Force

Option Code	Basic Switch Operating Force
GG	5 oz. (142 grams) maximum for basic switch with pin plunger actuator ('P0' actuator options).

Notes:
1. Operating force varies with actuator option, see ACTUATOR option section.

MM Series

Mini Size Precision Snap-acting Switches



Contact Material

Option Code	RoHS Compliant	RoHS Compatible	Movable Contact	Stationary Contact	Electrical Rating
D1	Yes		Fine Silver	Fine silver inlay on copper alloy	7A 125, 250 VAC; 7A 28 VDC resistance 4A 28 VDC inductive; 2.5A 28 VDC (lamp)
F5	Yes		24K Gold	24K Gold on copper alloy.	From low level ¹ to 1 AMP @ 125 V AC, 30 V DC

Notes:

See Technical Data section of this catalog for RoHS compliant and compatible definition and specifications. All models **C&K** with all options. Consult Customer Service Center for availability and delivery of nonstandard ratings.

1. Low level = conditions where no arcing occurs during switching, i.e., 0.4 VA max. @ 20 V AC or DC max.

Actuator

Dimensions inches (mm)

FIG. 1
Pin Plunger

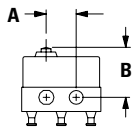


FIG. 2
Leaf

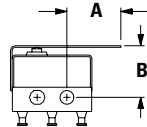


FIG. 3
Plunger

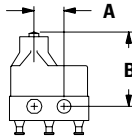


FIG. 4
Leaf Roller

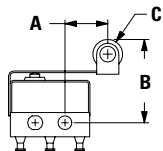


FIG. 5
Leaf

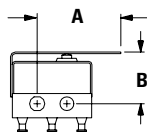
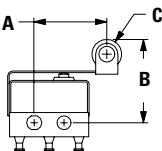


FIG. 6
Leaf Roller



Option Code	Fig.	Dim A.	Dim. B	Dim C.
P0	1	0.19 (4.8)	0.320 ± 0.015 (8.13 ± 0.38)	-
D0	3		0.475 ± 0.031 (12.07 ± 0.79)	-
L0	2	0.34 (8.6)	0.330 ± 0.015 (8.38 ± 0.38)	-
L2	5	0.53 (13.5)	0.330 ± 0.015 (8.38 ± 0.38)	-
W0	4	0.27 (6.9)	0.532 ± 0.025 (13.51 ± 0.64)	0.188 dia. (4.78Ø)
W2	6	0.46 (11.7)	0.532 ± 0.025 (13.51 ± 0.64)	0.188 dia. (4.78Ø)

Switch Characteristics

Option Code	Max. Operating Force (Oz./Grams)	Min. Release Force (Oz./Grams)	Max. Differential Travel	Max. Pre-Travel	Min. Over-Travel
D0	4, 115	0.7, 20	0.004 (0.10)	0.030 (0.76)	0.040 (1.02)
L0	6, 170		0.025 (0.64)	0.090 (2.29)	0.045 (1.14)
L2	5, 142		0.012 (0.30)	0.075 (1.90)	0.015 (0.38)
P0	5, 142	1, 28	0.002 (0.05)	0.020 (0.51)	0.004 (0.10)
W0	4, 115	0.27 (6.9)	0.025 (0.64)	0.090 (2.29)	0.045 (1.14)
W2	6, 170	0.46 (11.7)	0.012 (0.30)	0.075 (1.90)	0.015 (0.38)

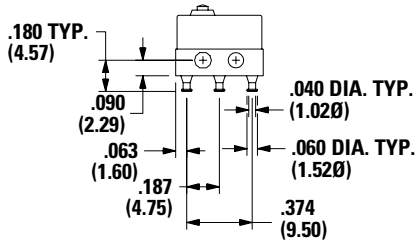
MM Series

Mini Size Precision Snap-acting Switches

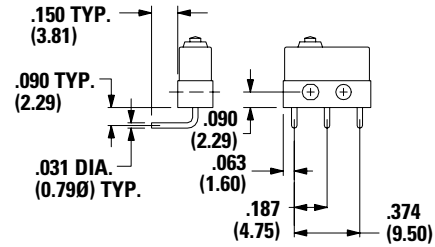


Terminations Dimensions inches (mm)

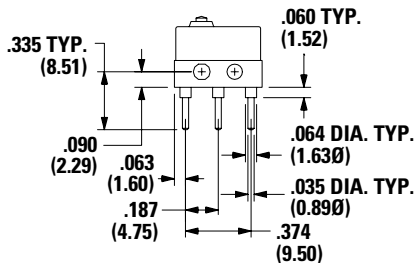
C - Single Turret Solder



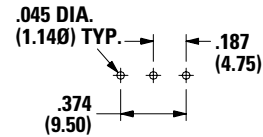
L - Left Formed PC Thru-hole



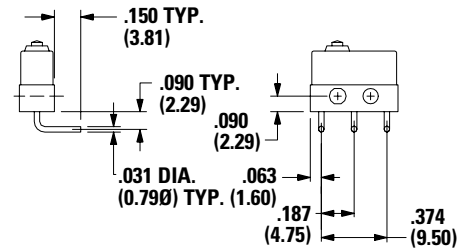
T - PC Thru-hole, 0.035"



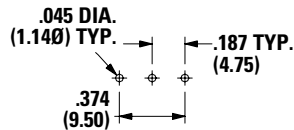
PC Mounting



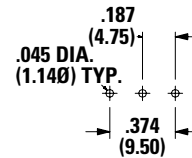
R - Right Formed PC Thru-hole



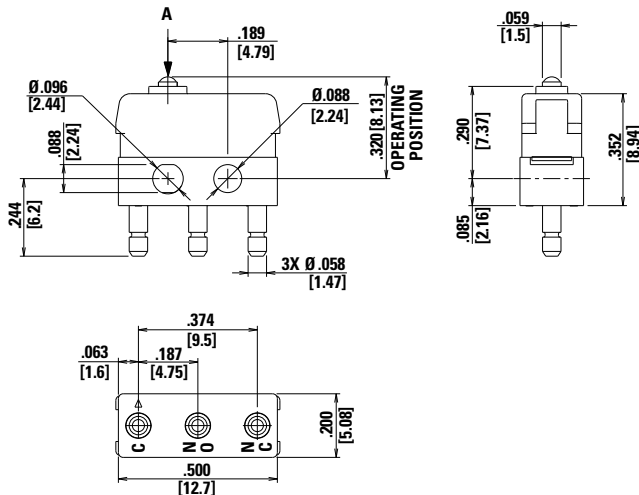
PC Mounting



PC Mounting



A - Quick Connect



Disclaimer Notice - Information furnished is believed to be accurate and reliable. However, users should independently evaluate the suitability of and test each product selected for their own applications. Littelfuse products are not designed for, and may not be used in, all applications. Read complete Disclaimer Notice at <http://www.littelfuse.com/disclaimer-electronics>.