KMS Series

Micro Miniature Side Actuated Tactile Switch for SMT 4.2 x 3.55 mm, with 1.42 mm Height Actuator



Description

The KMS series microminiature SMT side actuated switch is ESD protected, which prevents malfunction or breakdown of telecommunication networks, medical handheld monitors and consumer electronics. It comes in a compact size and gives users an excellent tactile feeling.

Features & Benefits

- 1.42mm thickness with excellent tactile feel
- ESD protection by compact size
- Positioning pegs for stability
- RoHS compliant and compatible

Applications

- Mobile phones
- Medical handheld monitors
- Consumer electronics
- Telecommunication networks

Specifications

Function	Momentary
Contact Arrangement	SPST, N.O.
Terminals	Gullwing type for SMT IP40 seated
Overload	20N
Tactile Feeling	15% min. for the 2N version 25% min. for the 2.9N version
Packaging	In reels of 3,000 pieces. External diameter 330 mm ± 2mm

Electrical Characteristics

	Silver	Gold
Max. Power	1 VA	0.2 VA
Max. Voltage	32 VDC	32 VDC
Max. Current	50 mA	10 mA
Min. Current	1 mA	1 mA
Dielectric Strength	≥ 250 VDC	
Contact Resistance	≤ 100 mΩ	
Insulation Resistance	1 000 MΩ	
Bounce Time	≤ 3 ms	

Environmental Characteristics

	Silver	Gold
Operating Temperature	-40˚C to 85˚C	-40˚C to 125˚C
Storage Temperature	-55˚C to 85˚C	-55˚C to 125˚C

Dimensions (mm)

Without Positioning Pegs

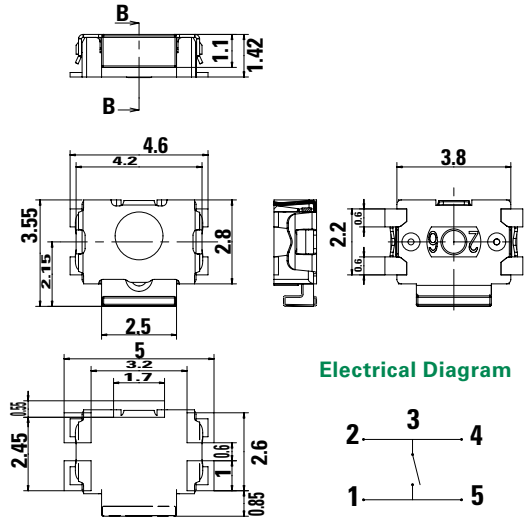

Electrical Diagram

With Positioning Pegs

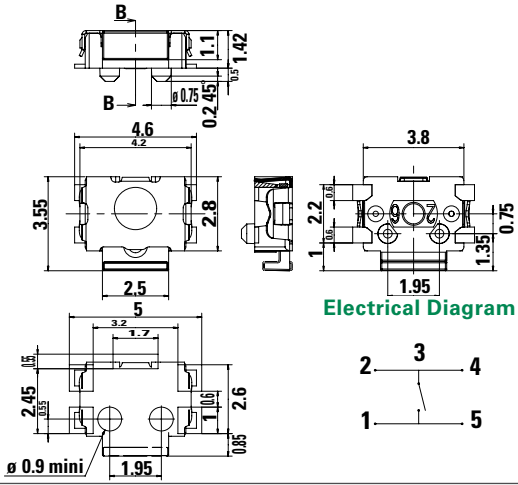

Electrical Diagram

© 2026 Littelfuse, Inc.
Specifications are subject to change without notice.
Revised: MI 11/03/26

KMS Series

Micro Miniature Side Actuated Tactile Switch for SMT 4.2 x 3.55 mm, with 1.42 mm Height Actuator

Soldering Profile

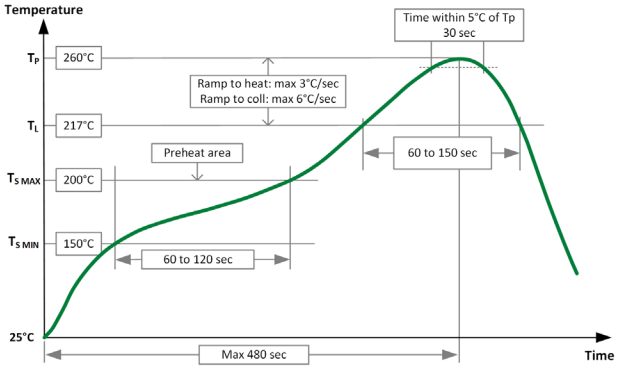

T_p	Peak package body Temperature
T_L	Liquidous Temperature
T_s	Preheat/Soak Temperature

Note: Up to 2 reflow cycles in accordance with the above temperature profile

Soldering process: Depending on the application, this component is suited to the following methods:

- Terminals being silver or gold plated over a nickel barrier, the use of slightly activated flux is suitable.
- Lead free soldering process in accordance with the definition on the left.

Packaging Details

Type	Tape & reel, external dimension 330 ± 2 mm
Number of Parts in Packaging	3,000
Other Information	Tape and reel per EIA 481
Transport Conditions	According to specification NF H00-060

© 2026 Littelfuse, Inc.
Specifications are subject to change without notice.
Revised: MI 11/03/26

KMS Series

Micro Miniature Side Actuated Tactile Switch for SMT 4.2 x 3.55 mm, with 1.42 mm Height Actuator

Ordering Number

For any part number different from those listed above, please consult your local representative.

KMS - 2 - x - x - G - x - xxx

Actuator
2: Standard

Actuation Force
2: 2 N (200 grams)
3: 2.9 N (290 grams)

Contact Material
1: Silver
3: Gold

Termination
G: Gullwing

Pegs
None: None
P: With pegs

RoHS compliant and compatible
LFS: Lead free silver
LFG: Lead free gold

Mechanical Characteristics

Supply status	Littelfuse Orderable Part Number	Description	Contact & Terminals Plating	Peg	Operating Force Fa (Newtons)	Tactile ratio (Min)	Operating Life (operations)	Electrical Travel (mm)
✓	Y28B22110FP	KMS221G LFS	Silver	No	2±0.5	Min 15%	100,000	0.25±0.15
✓	Y28B22112FP	KMS221GP LFS	Silver	Yes	2±0.5	Min 15%	100,000	0.25±0.15
✓	Y28B22310FP	KMS223G LFG	Gold	No	2±0.5	Min 15%	100,000	0.25±0.15
✓	Y28B22312FP	KMS223GP LFG	Gold	Yes	2±0.5	Min 15%	100,000	0.25±0.15
✓	Y28B23110FP	KMS231G LFS	Silver	No	2.9±0.7	Min 25%	100,000	0.3±0.15
✓	Y28B23112FP	KMS231GP LFS	Silver	Yes	2.9±0.7	Min 25%	100,000	0.3±0.15
✓	Y28B23310FP	KMS233G LFG	Gold	No	2.9±0.7	Min 25%	100,000	0.3±0.15
✓	Y28B23312FP	KMS233GP LFG	Gold	No	2.9±0.7	Min 25%	100,000	0.3±0.15

Notes:
Supply status: ✓: Available for ordering.

Liability Limitation

This datasheet does not provide enough information for applications that require a certain level of quality or safety such as automotive, medical systems, or safety equipement. Please contact customer service for the contractual specification package.

Disclaimer Notice - Information furnished is believed to be accurate and reliable. However, users should independently evaluate the suitability of and test each product selected for their own applications. Littelfuse products are not designed for, and may not be used in, all applications. Read complete Disclaimer Notice at http://www.littelfuse.com/disclaimer-electronics.

© 2026 Littelfuse, Inc.
Specifications are subject to change without notice.
Revised: MI 11/03/26