

KXT3 Series

Ultra Low Profile Top Actuated



Specifications

Function	Momentary action
Contact Arrangement	1 make contact = SPST, N.O.
Terminals	G type for SMT
Travel	0.13 mm ± 0.05 mm
Packaging	In reels of 8,500 pieces Dimensions of reels according to EIA 481B External diameter 330 mm

Electrical Characteristics

Maximum Voltage	15 VDC
Maximum Current DC	20 mA
Dielectric Strength	(50/60 Hz, 1 min) 250 Vrms
Contact Resistance	≤ 500 mΩ
Insulation Resistance	≥ 50 MΩ
Bounce Time	≤ 10 ms

Environmental Characteristics

Operating Temperature	-40°C to 85°C
Storage Temperature	-40°C to 85°C

Process

Soldering	This component is suited to the following methods: Infrared Reflow Soldering in accordance with IEC61760-1
------------------	---

Description

The KXT3 series ultra-low profile top actuated tactile is a reliable and long-lasting switch built to meet the specific needs of engineers creating the next generation of devices, including in-ear headphones and earbuds, wearable electronics and hearing aids. The switch has a 3.0 x 2.0 mm footprint, 0.6 mm thickness and high number of cycles.

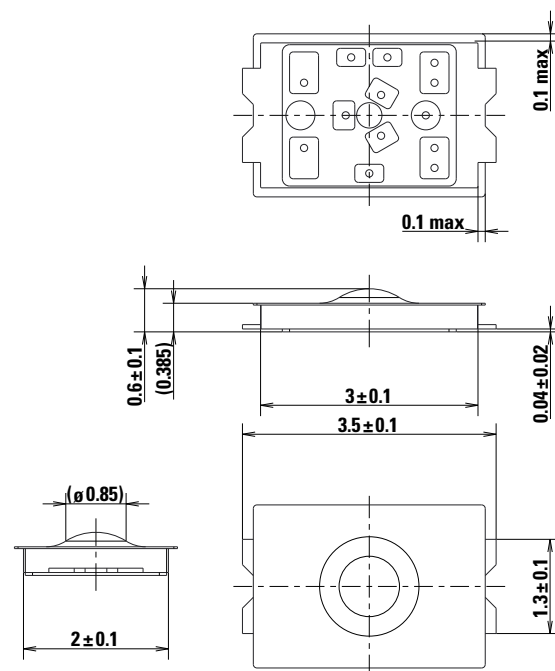
Features & Benefits

- Small footprint 3.0 x 2.0 mm
- High number of cycle
- 0.6 mm thickness

Applications

- Wearable electronics
- Portable Electronics
- In-Ear headphones, Earbuds
- Hearing Aids
- Mobile Phones

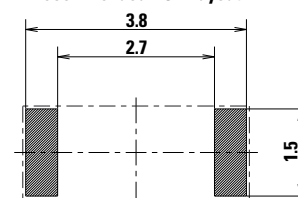
Dimensions (mm)



Schematic



Recommended PCB Layout

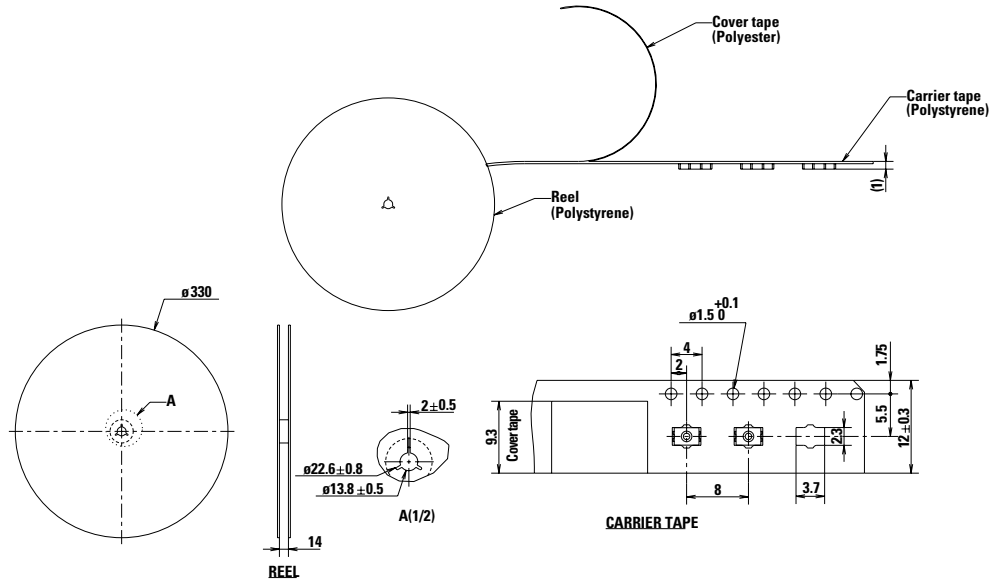


KXT3 Series

Ultra Low Profile Top Actuated



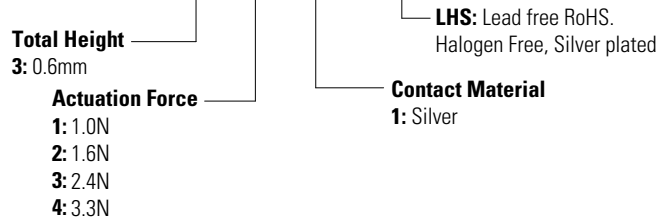
Tape & Reel



Ordering Number

Our easy build-a-switch concept allows you to mix and match options to create the switch you need. To order, select desired option from each category and place it in the appropriate box. For any part number different from those listed above, please consult your local representative.

KXT - 3 - x - 1 - LHS



Mechanical Characteristics

Supply Status	LITTELFUSE Orderable Part Number	Description	Contact & Terminals Plating	Terminals	Operating Force Fa (Newtons)	Operating Life (operations)	Electrical Travel (mm)	Product Height from PCB (mm)
✓	Y25D31110FP	KXT 311 LHS	Silver	Gull Wing for SMT	1.0 +/- 0.5	300,000	0.13 ± 0.05	0.6
✓	Y25D32110FP	KXT 321 LHS	Silver	Gull Wing for SMT	1.6 +/- 0.5	500,000	0.13 ± 0.05	0.6
✓	Y25D33110FP	KXT 331 LHS	Silver	Gull Wing for SMT	2.4 +/- 0.7	500,000	0.13 ± 0.05	0.6
✓	Y25D35110FP	KXT 341 LHS	Silver	Gull Wing for SMT	3.3 +/- 0.7	300,000	0.13 ± 0.05	0.6

Notes: Supply status: ✓ Available for ordering.

Liability Limitation

This datasheet does not provide enough information for applications that require a certain level of quality or safety such as automotive, medical systems, or safety equipment. Please contact customer service for the contractual specification package.

Disclaimer Notice - Information furnished is believed to be accurate and reliable. However, users should independently evaluate the suitability of and test each product selected for their own applications. Littelfuse products are not designed for, and may not be used in, all applications. Read complete Disclaimer Notice at <http://www.littelfuse.com/disclaimer-electronics>.