

PTS645V Series

6 mm SMT Side Actuated Tactile Switch



Specifications

Function	Momentary action
Contact Arrangement	1 make contact = SPST, N.O.
Terminals	G type for SMT

Mechanical Characteristics

Travel	PTS645V: 0.25 + 0.2/-0.1 mm PTS645VS: 0.35 + 0.2/-0.1 mm
Operating Life	100,000 Cycles

Electrical Characteristics

Max. Voltage	12 VDC
Max. Current	50 mA
Dielectric Strength	100 V AC
Contact Resistance	≤ 100 mΩ
Insulation Resistance	≥ 100 MΩ
Bounce Time	≤ 10 ms

Environmental Characteristics

Operating Temperature	-40°C to 85°C
Storage Temperature	

Notes:

Specifications listed above are for switches with standard options. For information on specific and custom switches, consult Customer Service Center. The PTS series is not certified for using in Automotive application and no PPAP. However, in the case of some automotive accessories and specific applications for 2 and 3 wheeled vehicles the PTS is widely used and very suitable. Please contact your local C&K representative to discuss your application and the best switch solution.

Description

Designers for power tooling, set top and access boxes, instrumentation and general consumer products turn to the PTS645V series of 6mm SMT side actuated tactile switches to give their products the reliability and long life demanded by regular use. PTS645V switches also feature strong PCB soldering pads, full SMT processing and a compact 6 x 6mm design, to ensure they fit even the most innovative of designs.

Features & Benefits

- Full SMT processing
- Compact 6 x 6 mm design
- Strong PCB soldering pads

Applications

- Consumer Products
- Instrumentation
- Set Top and Access Boxes
- Home and Garden Equipment

Process

Soldering	This component is suited to the following methods: Infrared Reflow Soldering in accordance with J-STD-020. Recommended solder paste thickness is ≥ 15µm.
Packaging	In reels of 650 pieces Dimensions of reels according to EIA 481B External diameter 330 mm

Switch Characteristics

Part #	Operating Force (gf)	Actuator Color
PTS645VN13SMTR92 LFS	100	Dark Grey
PTS645VM13SMTR92 LFS	160	Yellow Green
PTS645VSN19SMTR92 LFS	100	Grey
PTS645VSM19SMTR92 LFS	160	Black
PTS645VSK19SMTR92 LFS	260	Red
PTS645VSP19SMTR92 LFS	320	Yellow

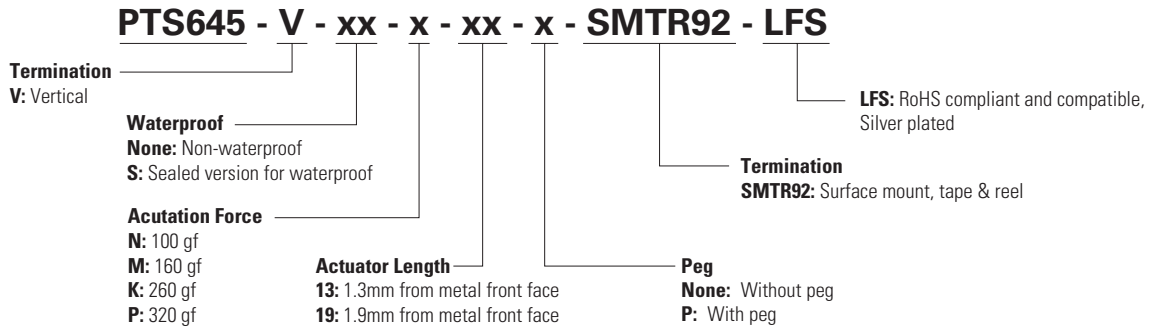
PTS645V Series

6 mm SMT Side Actuated Tactile Switch



Ordering Number

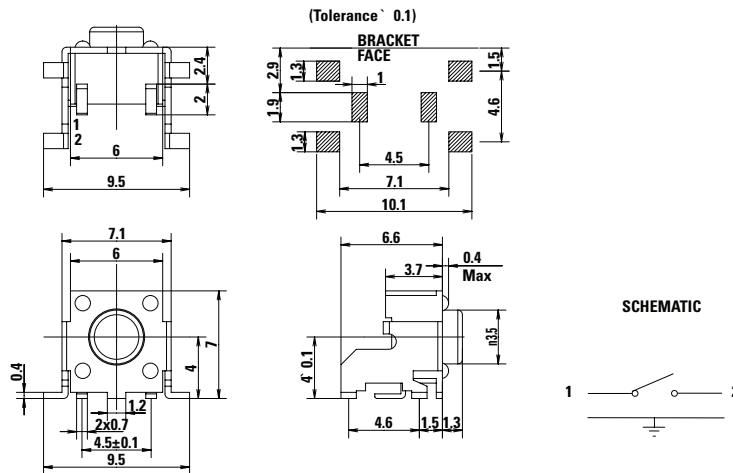
Our easy build-a-switch concept allows you to mix and match options to create the switch you need. To order, select desired option from each category and place it in the appropriate box.



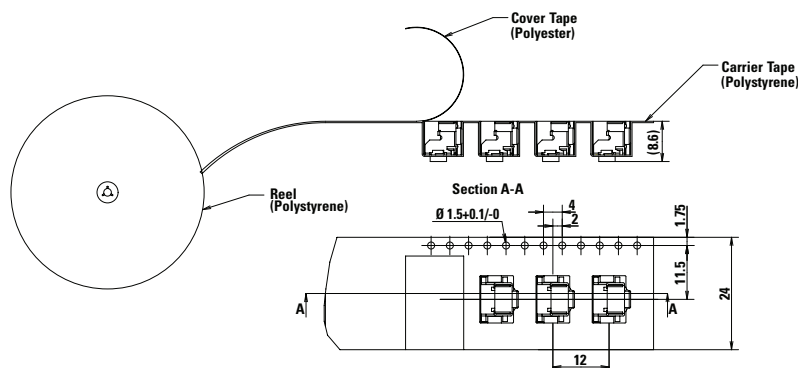
Notes:
Sealed version with IP67 is currently only for 1.9mm actuator length. For other lengths, please contact your local representative.

Standard Version Without Peg (mm)

RECOMMENDED PCB LAYOUT



Tape & Reel

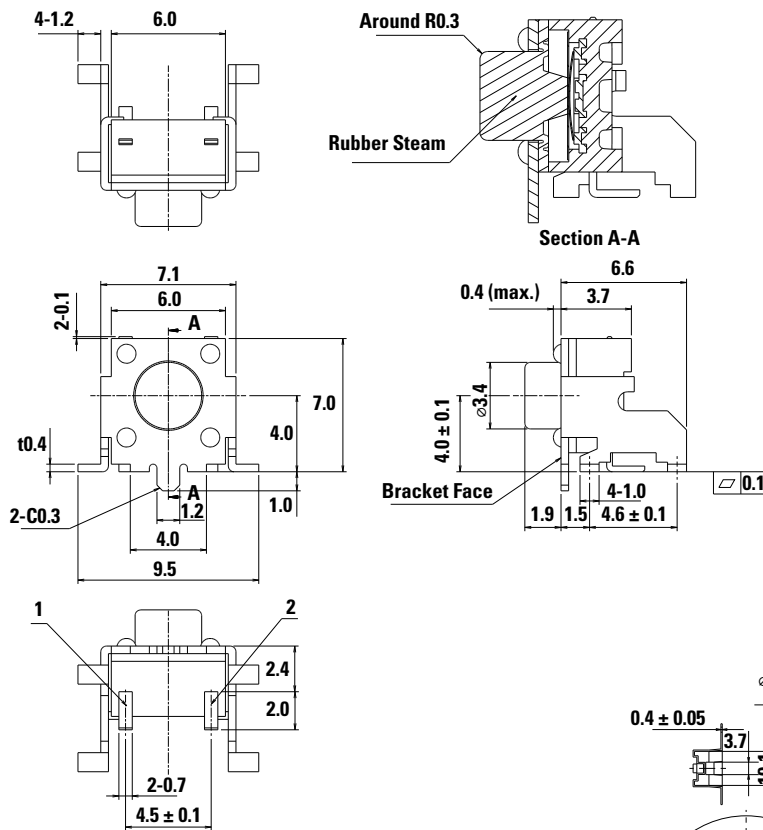


PTS645V Series

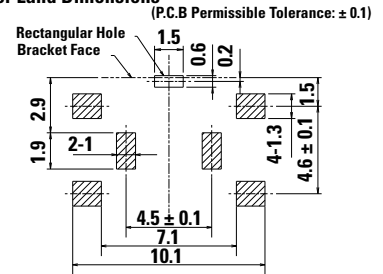
6 mm SMT Side Actuated Tactile Switch



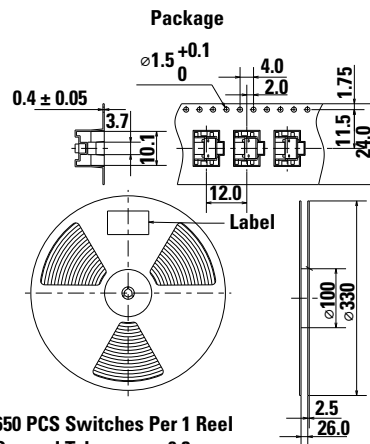
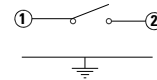
Standard Version With Peg (mm)



P.C.B Solder Land Dimensions



Circuit Diagram



1. 650 PCS Switches Per 1 Reel
2. General Tolerance: ±0.3

Disclaimer Notice - Information furnished is believed to be accurate and reliable. However, users should independently evaluate the suitability of and test each product selected for their own applications. Littelfuse products are not designed for, and may not be used in, all applications. Read complete Disclaimer Notice at <http://www.littelfuse.com/disclaimer-electronics>.