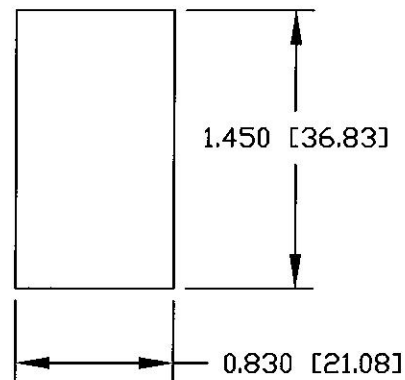
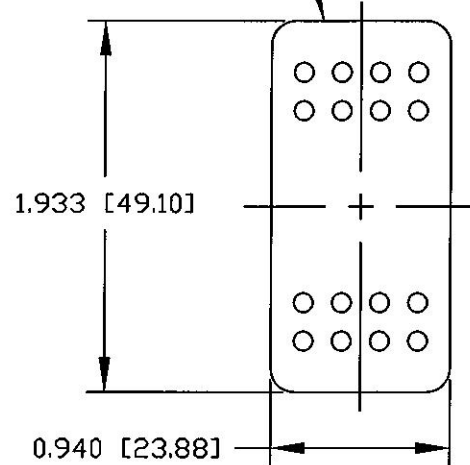


MOUNTING HOLE DETAIL

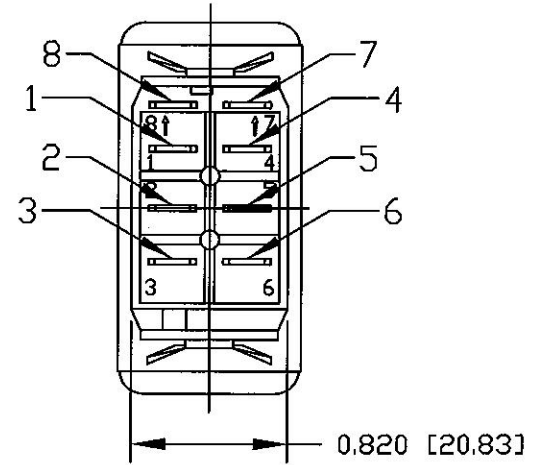
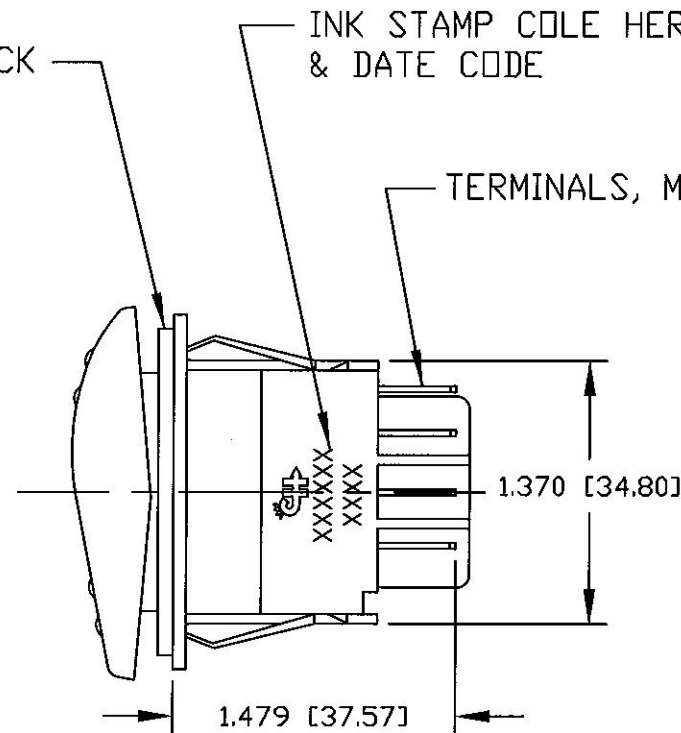


ROCKER COLORS	
BLACK	
GRAY	
RED	
WHITE	
IMPRINT COLORS	
BLACK	
WHITE	

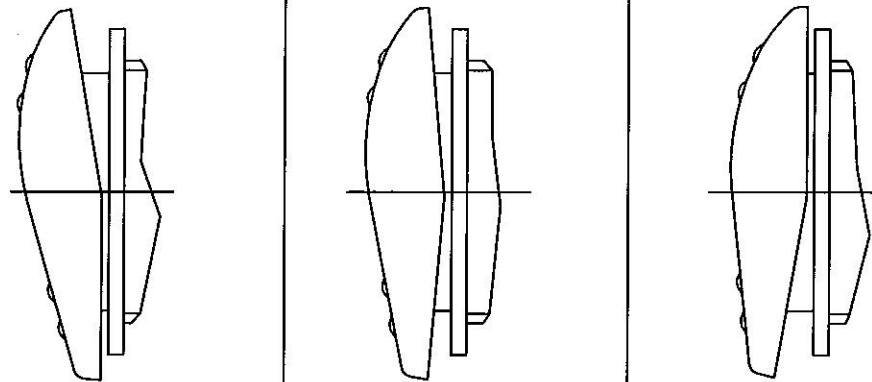
ROCKER, PLASTIC, COLOR CHARTED



BEZEL, PLASTIC, BLACK

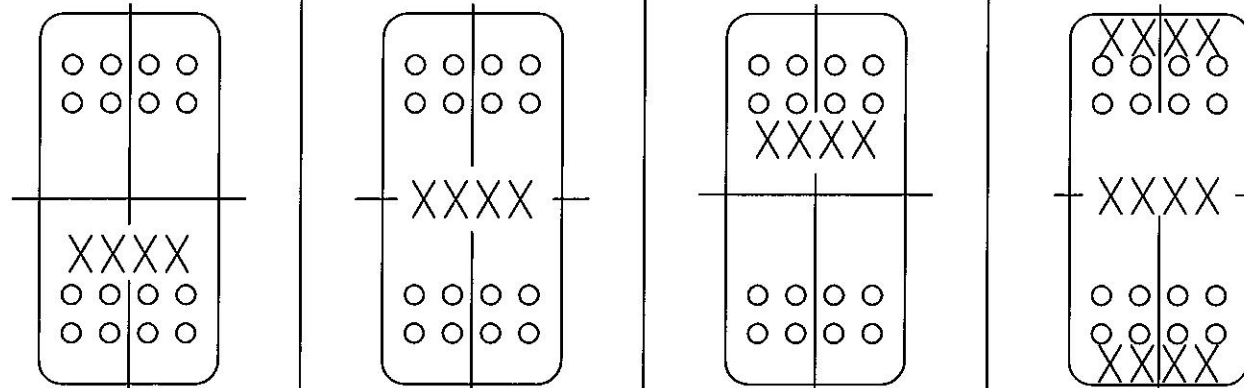


ROCKER POSITIONS



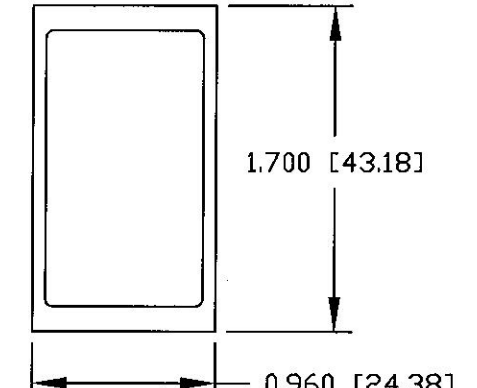
POSITION A POSITION B POSITION C

IMPRINTING LOCATION



LOCATION D LOCATION E LOCATION F LOCATION G

PANEL SEAL



P/N 98567

Revision Control Record

Rev.	Description of Change	ECN No.	Date	Rev.	Description of Change	ECN No.	Date
B	ADD -12	08775	12/17/08				

Tolerances Unless otherwise specifically noted, the following are default tolerances:
2-places +/- 0.02" **3-places +/- 0.005"** **Angular +/- 1'**
 Metric: Shown in [] refers to equivalent English Dim Tol
 "REF." or an Asterisk (*) = Non-Toleranced Reference Dimension, shown for clarification purposes only.
 NOTE: All tolerances are Non-Cumulative.

PROPRIETARY INFORMATION
 This Engineering Drawing, and the information contained herein, is proprietary to Cole Hersee Company and may not be disclosed, re-produced, or in any other way transferred or communicated to any other party without the express written consent of an authorized representative of Cole Hersee Company.

Special Characteristics:
 Critical Characteristic, relating to Safety and/or Regulatory Compliance
 Significant Characteristic relating to Process Control
 Control Dimension relating to Form-Fit - Function as defined by Cole Hersee Company and/or the Customer

Cole Hersee Co.
 20 Old Colony Ave., South Boston, MA, 02127
 Phn: 617-268-2100 Web: www.colehersee.com

Description:
ROCKER SWITCH

Drawing / Part No.: **M-58031, CHART** Current Rev. **B**