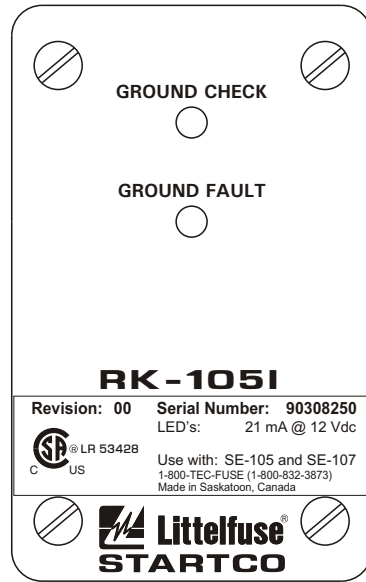
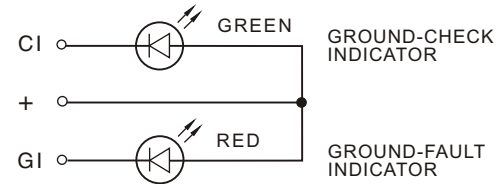


SIDE VIEW



FRONT VIEW



INTERNAL SCHEMATIC

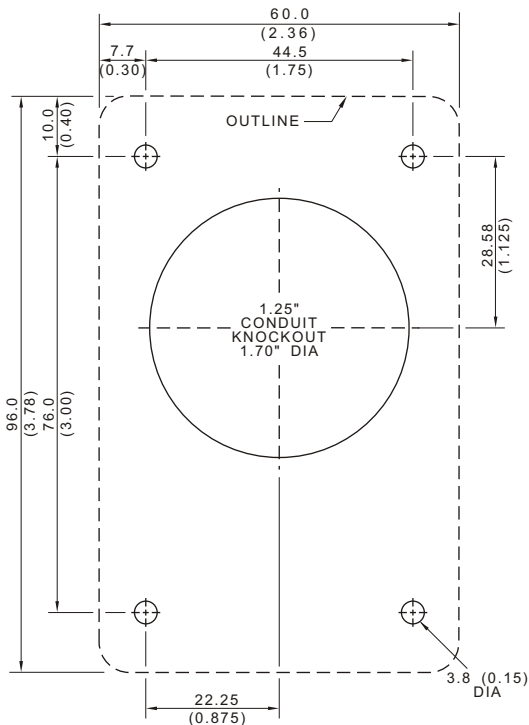
NOTES:

1. TERMINAL MARKINGS CORRESPOND TO TERMINAL MARKINGS ON THE SE-105/SE-107.
2. SEE SE-105 OR SE-107 MANUAL FOR MORE INFORMATION.
3. MANUALS ARE AVAILABLE AT [www.startco.ca](http://www.startco.ca)

## RK-1051

REMOTE INDICATION ASSEMBLY FOR SE-105/SE-107  
MOUNTING SCREWS, LOCKNUTS AND DRILLING TEMPLATE ARE INCLUDED.

LED'S: 21 mA @ 12 Vdc



MOUNTING DETAIL

NOTES:

1. DIMENSIONS IN MILLIMETRES (INCHES).
2. NEMA 1.



Copyright © 2011  
Printed in Canada  
181011