




DP Series

Long Life Miniature Snap-in Power Rocker Switch



Agency Approvals

Agency	Agency File Number
	E42363
	ENEC-05097

General Construction

Electrical Function	SPST, DPST
Switch Function	Off-None-On
Mounting Type	Snap-In
Contact Plating	Silver Alloy
Terminals Plating	Silver
Activation Orientation	Top actuated
Activation Type	Maintain

MSL Level

Conditions	The Moisture Sensitive Level is defined according to the standard JEDEC J-STD-020
Criteria	1

Description

The DP series from C&K consists of compact snap-in power rocker switches, frequently utilized by designers in applications such as power supplies, testing and measuring devices, medical equipment, and consumer electronics. SPST and DPST options available along with various terminal configurations to ensure flexible installation.

Features & Benefits

- Long life – 20k cycles
- High inrush current up to 128A is ideal for power supply application
- Contact gap, Creepage distances and clearance 3.0mm Min
- 15mm x 21mm rocker size is suitable for the common industrial panel cutoff
- Suitable for addressing mains switching
- Flame-retardant UL94-V0
- UL /ENEC certificated
- ROHS and REACH compliance

Applications

- Medical Equipment
- Power Supplies
- Test and measuring machines
- Consumer electronics

Specification

Contact Rating	12(4)A 250VAC T85 8/128A 250VAC T85
Electrical Life	20,000 continuous operation without load
Contact Resistance	100 mΩ Max.
Insulation Resistance	100MΩ Min.
Dielectric Strength	Between terminals of open contacts and between terminals of opposite polarity. AC 1500V (50-60Hz) for 1 minute
	Between terminals and grounding.AC 3000V (50-60Hz) for 1 minute
Operating Temperature	0 °C - 85 °C
Storage Temperature	-20 °C - 85 °C
Activation forces	Min 2N / Nominal 7N / Max 12N

DP Series

Long Life Miniature Snap-in Power Rocker Switch



Ordering Number

Our easy build-a-switch concept allows you to mix and match options to create the switch you need. To order, select desired option from each category. For any part number different from those listed below, please consult your local representative.

DP - xx - xx - J1 - x - xx - xx - x - Q

DP Series

Switch Function
52: SPST, On-Off
62: DPST, On-Off

Housing (Body) Size
None: 15mm x 21mm
H2: 9.5mm x 21mm for SPST Only

Actuator
J1: Rocker

Actuator Color
1: White
2: Black

Mounting Style/Color
S1: Snap in, white 1.5kgf
S2: Snap in, black 1.5kgf
S3: Snap in, white 5kgf
S4: Snap in, black 5kgf

Contact Material
Q: Silver

Actuator Making
None: No marking
H: "0 I"
P: "0 -"

Terminations

	15: 0.187" quick connect
	17: Solder lug
	02: Vertical, PC Thru-hole
	AL: Left angled, PC Thru-hole (Bending to the same side of logo)
	A: Right angled, PC Thru-hole (Bending to the opposite side of logo)

Switch Function

	SPST - 52	DPST - 62																
Schematic																		
Mounting Hole	<table border="1"> <thead> <tr> <th>W</th> <th>PANEL THICK</th> </tr> </thead> <tbody> <tr> <td>15.2</td> <td>0.25-2.00</td> </tr> <tr> <td>18.0</td> <td>1.25-2.00</td> </tr> <tr> <td>19.0</td> <td>1.25-3.00</td> </tr> </tbody> </table>	W	PANEL THICK	15.2	0.25-2.00	18.0	1.25-2.00	19.0	1.25-3.00	<table border="1"> <thead> <tr> <th>W</th> <th>PANEL THICK</th> </tr> </thead> <tbody> <tr> <td>15.2</td> <td>0.25-2.00</td> </tr> <tr> <td>18.0</td> <td>1.25-2.00</td> </tr> <tr> <td>19.0</td> <td>1.25-3.00</td> </tr> </tbody> </table> <p>For A/AL Terminals</p>	W	PANEL THICK	15.2	0.25-2.00	18.0	1.25-2.00	19.0	1.25-3.00
W	PANEL THICK																	
15.2	0.25-2.00																	
18.0	1.25-2.00																	
19.0	1.25-3.00																	
W	PANEL THICK																	
15.2	0.25-2.00																	
18.0	1.25-2.00																	
19.0	1.25-3.00																	

DP Series

Long Life Miniature Snap-in Power Rocker Switch



Dimensions

Terminals	Dimensions (mm)	Example drawings from MPN
15		DP52J12S215PQ
17		DP62J12S217PQ
02		DP62J12S202HQ
A		DP62J12S2AQ
AL		DP62J12S2ALHQ

Mounting Styles

S1, S2	S3, S4
DP62J12S2ALHQ	DP62J12S4ALHQ

Markings

H	P

Packaging

Type	Tray in carton
Quality	160pcs/tray, 1440pcs/box, 2880pcs/carton 150pcs/tray, 1200pcs/box, 2400pcs/carton (for A/AL terminals)

Liability Limitation

This datasheet does not provide enough information for applications that require a certain level of quality or safety such as automotive, medical systems, or safety equipment. Please contact customer service for the contractual specification package.

Disclaimer Notice - Information furnished is believed to be accurate and reliable. However, users should independently evaluate the suitability of and test each product selected for their own applications. Littelfuse products are not designed for, and may not be used in, all applications. Read complete Disclaimer Notice at <http://www.littelfuse.com/disclaimer-electronics>.