


1000 Series

Miniature Slide Switches



Agency Approvals

Agency	Agency File Number
	E42363

Specifications

Contact Rating	B contact material: 0.4 VA max. @ 20 V AC or DC max. Q contact material: 6 amps @ 125 V AC or 28 V DC, 3 amps @ 250 V AC.
Electrical Life	100,000 make-and-break cycles at full load on models with B, P contact material; 40,000 cycles on models with G, Q or S contact material.
Contact Resistance	Below 10 m Ω typ. initial @ 2-4 V DC, 100 mA, for both silver and gold plated contacts.
Insulation Resistance	10 ⁹ Ω min.
Dielectric Strength	1,000 Vrms min. @ sea level.
Operating Temperature	-30°C to 65°C.
Solderability	Per MIL-STD-202F method 208D, or EIA RS-186E method 9.

Notes:

Any models supplied with Q, B, G, P or S contact material are RoHS compliant. Specifications and materials listed above are for switches with standard options. For information on specific and custom switches, consult Customer Service Center.

Description

The 1000 series miniature slide switches are typically found in applications in the test & measurement equipment, telecommunications, and computers & peripherals industries. The 1000 series come in a variety of actuators and terminations, are epoxy terminal-seal compatible with bottom wash cleaning, and come with optional panel mount tabs.

Features & Benefits

- Variety of actuators and terminations
- Panel mount tabs available
- Epoxy terminal seal—compatible with bottom-wash cleaning
- RoHS compliant

Applications

- Test & measurement equipment
- Telecommunications
- Computer & peripherals

Materials

Case	Diallyl phthalate (DAP) (UL 94 V-0).
Actuator	Nylon, black, standard.
Housing	Stainless steel.
Switch Support	Brass or steel, matte-tin plated.
End Contacts	B contact material: Copper alloy, with gold plate over nickel plate. Q contact material: Coin silver, silver plated.
Center Contacts & All Terminals	B contact material: Copper alloy, with gold plate over nickel plate. Q contact material: Copper alloy, silver plated.
Terminal Seal	Epoxy.

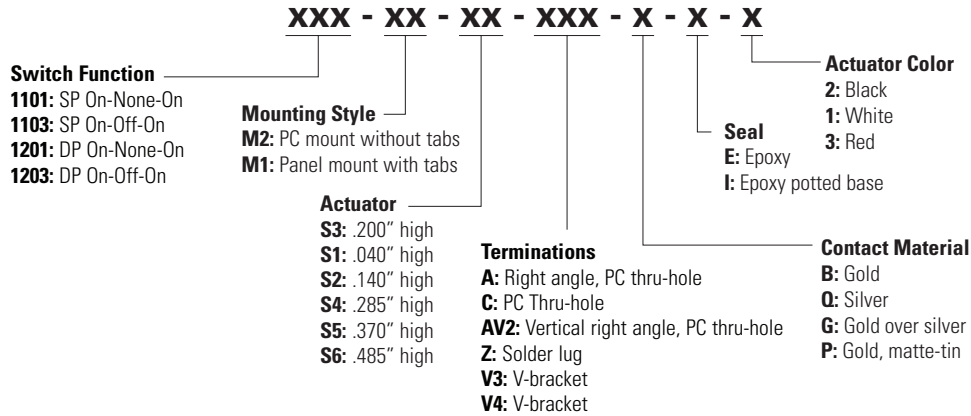
1000 Series

Miniature Slide Switches



Ordering Number

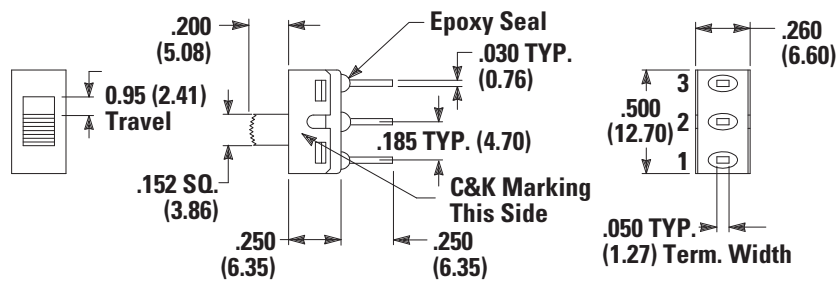
To order, simply select desired option from each category and place in the appropriate box. For additional options not shown in catalog, consult Customer Service Center. All models have epoxy terminal seal and are compatible with all "bottom-wash" PCB cleaning methods.



Switch Function

SPDT

No. Poles	Model No.	Switch Function			Connected Terminals			Schematic
		POS. 1	POS. 2	POS. 3	POS. 1	POS. 2	POS. 3	
SP	1101		NONE	ON	1-2	N/A	2-3	
SP	1103	ON	OFF	ON	1-2	OPEN	2-3	



Part number shown: 1101M2S3CQE2

Notes:
 All models **C** **US** with all options when ordered with G, Q or S contact material.

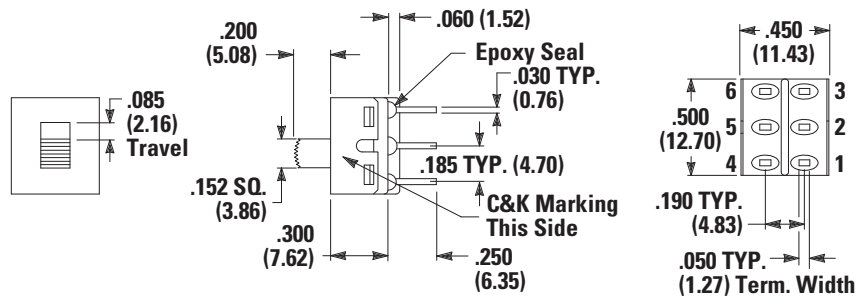
1000 Series

Miniature Slide Switches



DPDT

No. Poles	Model No.	Switch Function			Connected Terminals			Schematic
		POS. 1	POS. 2	POS. 3	POS. 1	POS. 2	POS. 3	
DP	1201	ON	NONE	ON	2-1, 5-4	N/A	2-3, 5-6	
	1203	ON	OFF	ON	2-1, 5-4	OPEN	2-3, 5-6	




Part number shown: 1201M2S3CQE2

Notes:

All models **C** **US** with all options when ordered with G, Q or S contact material.

Mounting Style

M2 PC Mounting Without Tabs



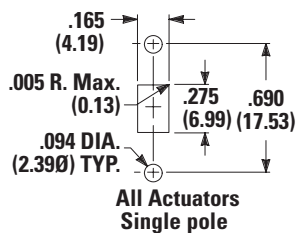
Notes: Available with A, AV2, C, V3, V4 terminations only.

M1 Panel Mounting With Tabs

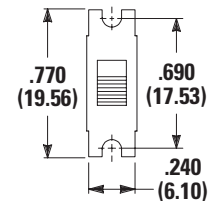


Notes: Available with C or Z terminations only. No mounting hardware supplied.

Panel Mounting



M1 Panel Metal Plate Mounting Option



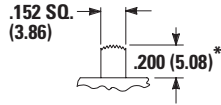
1000 Series

Miniature Slide Switches

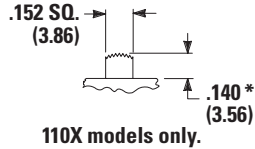


Actuator

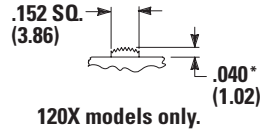
S3 0.200" high



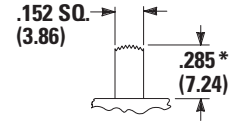
S2 0.140" High



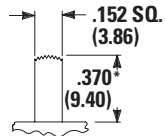
S1 0.040" High



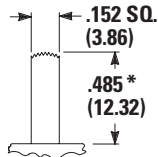
S4 0.285" High



S5 0.370" high



S6 0.485" High



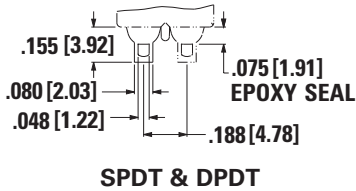
Option Code	Actuator Color
2	Black
1	White
3	Red

Notes:
Other colors available, consult Customer Service Center.

Notes: Subtract 0.014 (0.36) from actuator height, all models with A, AV2 - 2 pole, V3, V4 terminations.

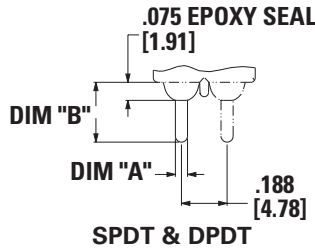
Terminations

Z Solder Lug

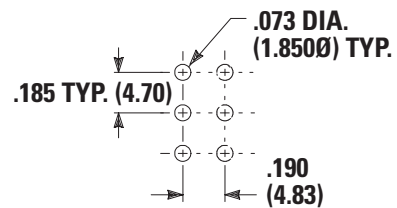


Notes: Not available with P contact materials.

C PC Thru-hole



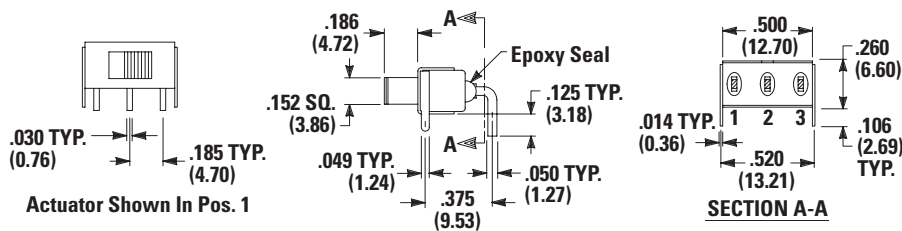
PC Mounting



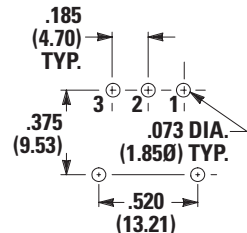
Option Code	DIM "A"	DIM "B"
C	0.050 [0.76]	0.250 [6.35]

A Right Angle, PC Thru Hole

1101M2S3ABE2 Horizontal Actuation SPDT



PC Mounting



Notes: Not available with M1 mounting style, I seal option. Terminal bend radii and lead-in manufacturing option.

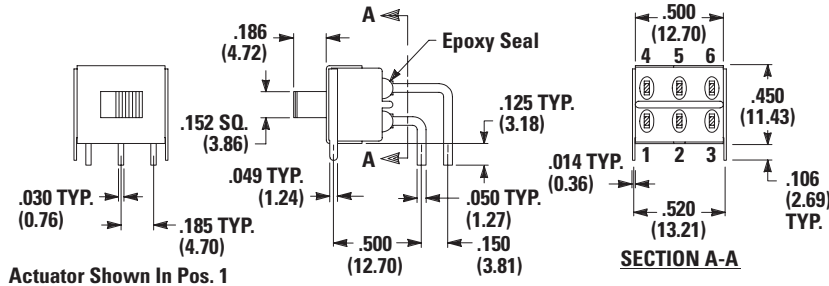
1000 Series

Miniature Slide Switches

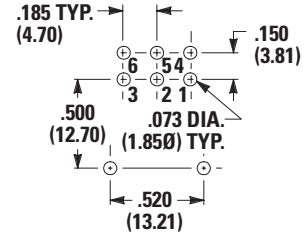


A Right Angle, PC Thru Hole

1201M2S3ABE2 Horizontal Actuation DPDT



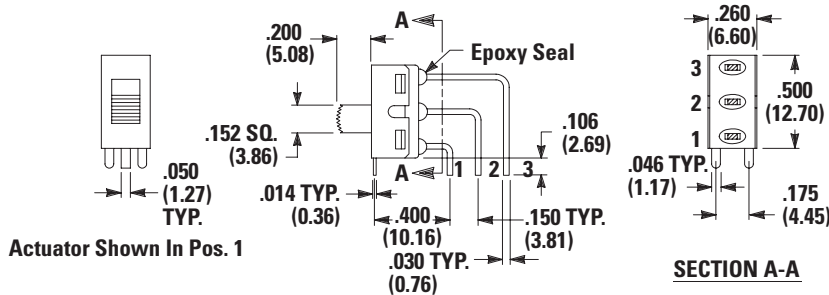
PC Mounting



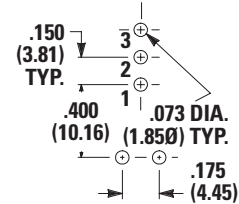
Notes: Not available with M1 mounting style, I seal option. Terminal bend radii and lead-in manufacturing option.

AV2 Vertical Right Angle, PC Thru Hole, 0.150" Pitch

1101M2S3AV2BE2 Vertical Actuation SPDT



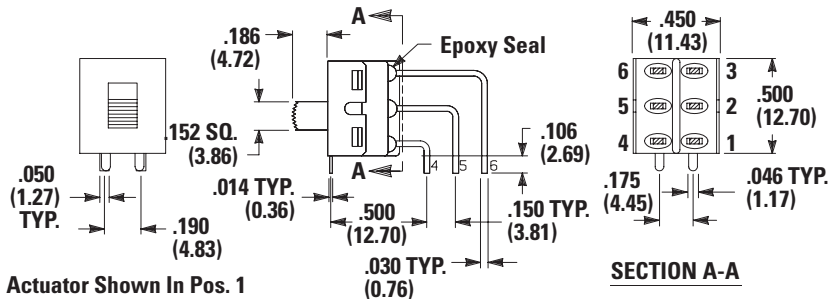
PC Mounting



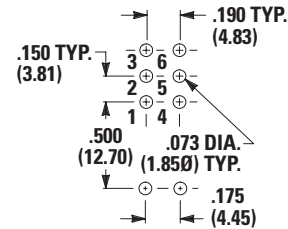
Notes: Not available with M1 mounting style, I seal option. Terminal bend radii and lead-in manufacturing option.

AV2 Vertical Right Angle, PC Thru Hole, 0.150" Pitch

1201M2S3AV2BE2 Vertical Actuation DPDT



PC Mounting



Notes: Not available with M1 mounting style, I seal option. Terminal bend radii and lead-in manufacturing option.

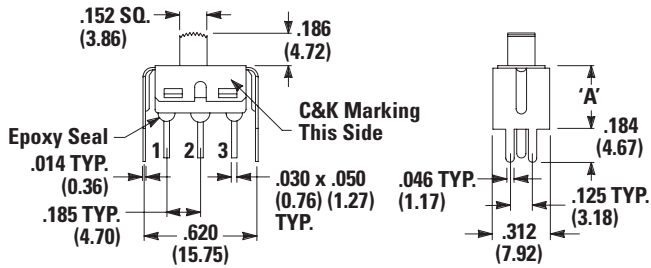
1000 Series

Miniature Slide Switches



V3, V4 Vertical Mount, V-Bracket

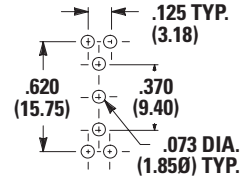
1101M2S3__BE2 SPDT



Actuator Shown In Pos. 1

Notes: Not available with M1 mounting style and I seal.

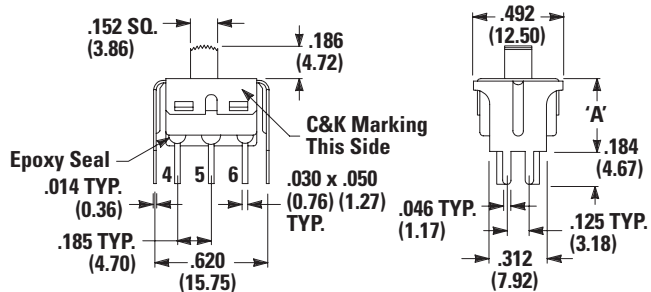
PC Mounting



Option Code	DIM "A"
V3	0.350 (8.89)
V4	0.525 (13.34)

V3, V4 Vertical Mount, V-Bracket

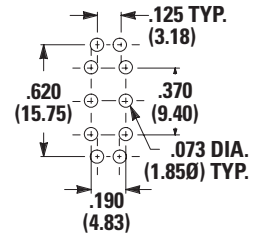
1201M2S3__BE2 DPDT



Actuator Shown In Pos. 1

Notes: Not available with M1 mounting style and I seal.

PC Mounting



Option Code	DIM "A"
V3	0.400 (10.16)
V4	0.575 (14.61)

1000 Series

Miniature Slide Switches



Contact Material

Option Code	Contact Material	Terminal Plating	Ratings	
B	Gold ¹	Gold ³	Low Level / Dry Circuit	0.4 VA Max. @ 20 V AC or DC Max.
P		Matte-Tin ⁶		
Q	Silver ^{4,5}	Silver ⁵	Power	6 amps @ 125 V AC or 28 V DC; 3 amps @ 250 V AC (UL)
G	Gold over Silver ^{2,3}	Gold ³	Low Level / Dry Level Circuit or Power	0.4 VA Max. @ 20 V AC or DC Max. or 6 amps @ 120 V AC or 0.4 Max. 28 V DC; 3 amps @ 250 V AC.

Notes: See Technical Data section of this catalog for RoHS compliant and compatible definitions and specifications.

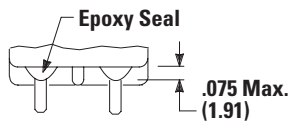
- 1. **Contacts & Terminals:** Copper alloy, with gold plate over nickel plate.
- 2. **End Contacts:** Coin silver, with gold plate over nickel plate
- 3. **Center Contacts & All Terminals:** Copper alloy, with gold plate over nickel plate.
- 4. **End Contacts:** Coin silver, silver plated.
- 5. **Center Contacts & All Terminals:** Copper alloy, silver plated.
- 6. **Terminals:** Copper alloy, with matte tin alloy nickel plate.

Any models supplied with Q, B, G, P, contact material are

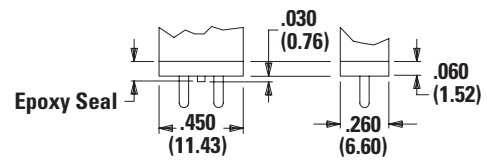
RoHS compliant. All models **not** RoHS compliant with all options when ordered with G, Q, contact material. B contact material standard with all terminations except C, Z. Q contact material standard with C, Z, terminations. P contact material not available with Z, terminations.

Seal

E Epoxy Seal



I Epoxy Potted Base



Length is Same as Switch Body

Notes: Available with C, W3, Z, terminations only. UL Recognition for G or Q contact material.

Disclaimer Notice - Information furnished is believed to be accurate and reliable. However, users should independently evaluate the suitability of and test each product selected for their own applications. Littelfuse products are not designed for, and may not be used in, all applications. Read complete Disclaimer Notice at <http://www.littelfuse.com/disclaimer-electronics>.