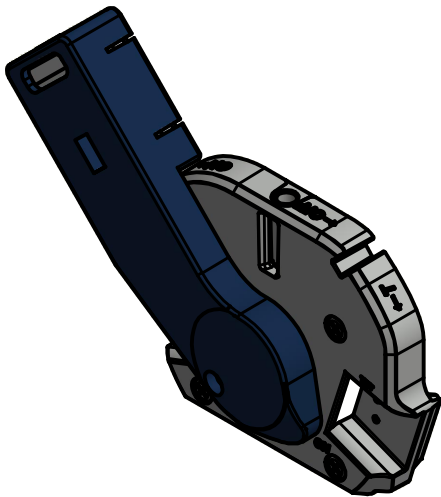
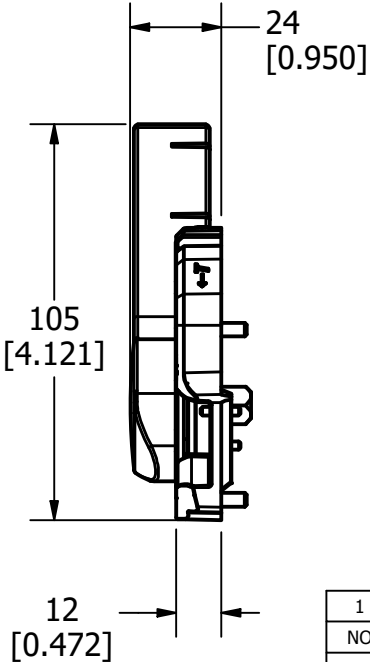
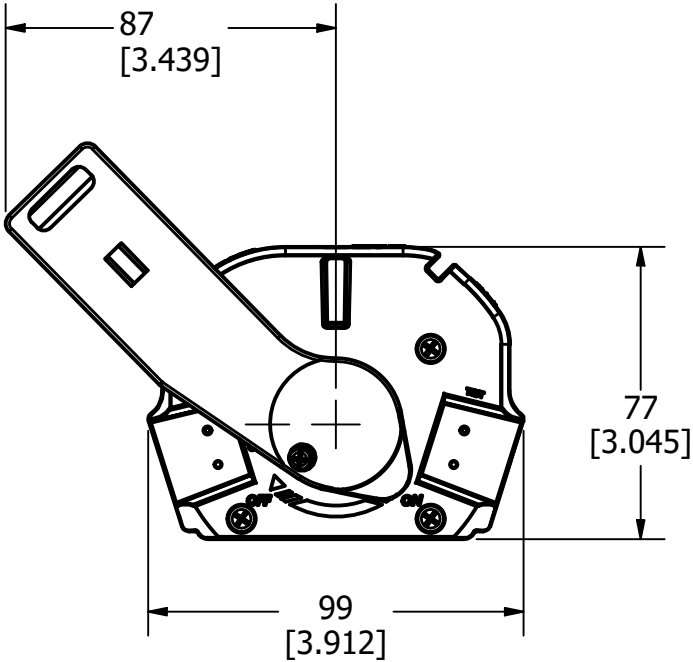
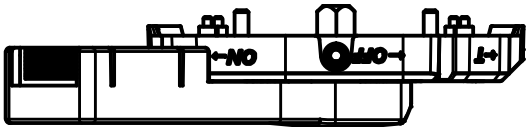


PART NUMBER	UPC CODE
LDM3SSB1	07945831130

REVISION		
REV	DATE	DESCRIPTION
A	5/15/23	526513GCP - RELEASE MRY



1				
NO	COMPONENT NO	DESCRIPTION	QTY/M	U/M
BILL OF MATERIAL				
<S>	CRITICAL CHARACTERISTIC FOR PART SAFETY/COMPLIANCE			
●	DENOTES CRITICAL CHARACTERISTICS.			
CPK	DENOTES CPK DIMENSIONS, -MINIMUM CPK VALUE			
⎓	DENOTES A CHARACTERISTIC THAT PROVIDES AN INDICATION OF PROCESS PERFORMANCE. PROCEDURE FOR MEASUREMENT AND TRACKING TO BE DEFINED IN LITTELFUSE INSPECTION INSTRUCTIONS.			
CP	DENOTES CP DIMENSIONS, -MINIMUM CP VALUE MUST BE WITHIN THE DIMENSIONAL LIMITATIONS SHOWN ON DRAWING AND INITIALLY LOCATED TO ALLOW FOR MAXIMUM TOOL LIFE.			B
MATL SPEC			FINISH	
DRW myork		DATE 12/16/2022	SCALE NTS	FINISH GOOD WT GRAMS/PIECE
UNLESS OTHERWISE SPECIFIED, DIMENSIONS ARE IN MILLIMETERS, DIMENSIONS IN BRACKETS [ ] ARE INCHES DIMENSIONING AND DO NOT INCLUDE PLATING. TOLERANCING TO BE INTERPRETED IN ACCORDANCE WITH ANSI Y14.5M-1994				
3RD ANGLE PROJECTION				
TITLE LATERAL DIRECT HANDLE 30-60A OUTLINE				
		REVISION	DRWG NO.	SHEET 1 OF 1
		A	OL-LDM3SSB1	

B