

216 Series

5×20 mm, Fast-Acting Fuse



Description

The 216 Series is a 5x20mm, Fast-Acting, ceramic body, cartridge fuse designed to IEC specifications

Features and Benefits

- Recognized to UL/CSA/NMX 248-1 and UL/CSA/NMX 248-14
- Meets Standard Sheet 1 of IEC 60127-2 as a Fast-Acting fuse
- Available in cartridge and axial lead form
- RoHS compliant and lead-free
- Conforms to GB 9364.1 and GB 9364.2
- CE Mark indicates compliance with Low-Voltage and RoHS Directives.

Additional Information



Resources



Accessories



Samples

Applications

Used as supplementary protection in appliance or utilization equipment to provide individual protection for components or internal circuits.

Agency Approvals

| Agency | Agency File Number | Ampere Range |
|--------|-----------------------------|------------------|
| | Cartridge 216 Series | 1A-5A |
| | NBK 080205-E10480A | 6.3A-10A |
| | NBK 250702-E10480E | 12.5A |
| | NBK 240108-JP1021C | 16A |
| | NBK 240108-JP1021E | |
| | Leaded 216E Series | 1A-5A |
| | NBK 080205-E10480B | 6.3A-10A |
| | NBK 250702-E10480F | 12.5A |
| | NBK 240108-JP1021D | 16A |
| | NBK 240108-JP1021F | |
| | 2020970207000066 | 0.05A-10A |
| | SU05001-2013 | 1A – 10A |
| | E10480 | 0.05A – 16A |
| | 29862 | |
| | SE-S-2101461 | 0.05A - 10A, 16A |
| | 40013834 | 0.05A – 6.3A |
| | | *8A, *10A |
| | 40016442 | *12.5A |
| | | |
| | KM41462 | 1A – 6.3A |
| | J50248090 | 8A – 16A |
| | N/A | 0.05A – 16A |

*Approval for Cartridge versions only

Electrical Characteristics for Series

| % of Ampere Rating | Ampere Rating | Opening Time |
|--------------------|---------------|---------------------------------|
| 150% | 0.05A – 4A | 60 minutes, Minimum |
| | 5A – 6.3A | 60 minutes, Minimum |
| | 8A – 16A | 30 minutes, Minimum |
| 210% | 0.05A – 4A | 30 minutes, Maximum |
| | 5A – 6.3A | 30 minutes, Maximum |
| | 8A – 16A | 30 minutes, Maximum |
| 275% | 0.05A – 4A | 0.01 sec., Min.; 2 sec. Max. |
| | 5A – 6.3A | 0.01 sec., Min.; 3 sec. Max. |
| | 8A – 16A | 0.04 sec., Min.; 20 sec. Max. |
| 400% | 0.05A – 4A | 0.003 sec., Min.; 0.3 sec. Max. |
| | 5A – 6.3A | 0.003 sec., Min.; 0.3 sec. Max. |
| | 8A – 16A | 0.01 sec., Min.; 1.0 sec. Max. |
| 1000% | 0.05A – 4A | 0.02 seconds, Maximum |
| | 5A – 6.3A | 0.02 seconds, Maximum |
| | 8A – 16A | 0.03 seconds, Maximum |

216 Series

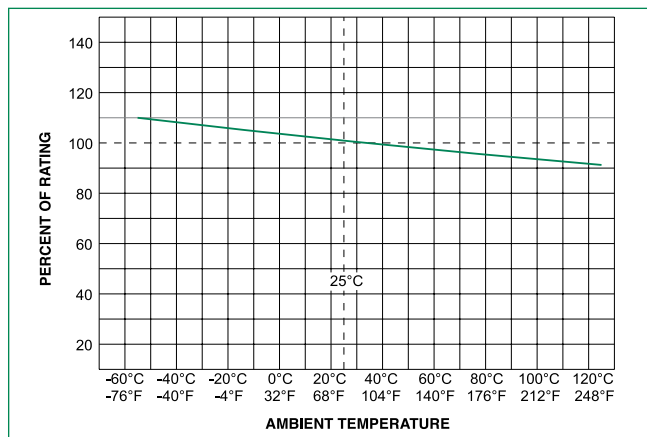
5x20 mm, Fast-Acting Fuse

Electrical Characteristics Specifications by Item

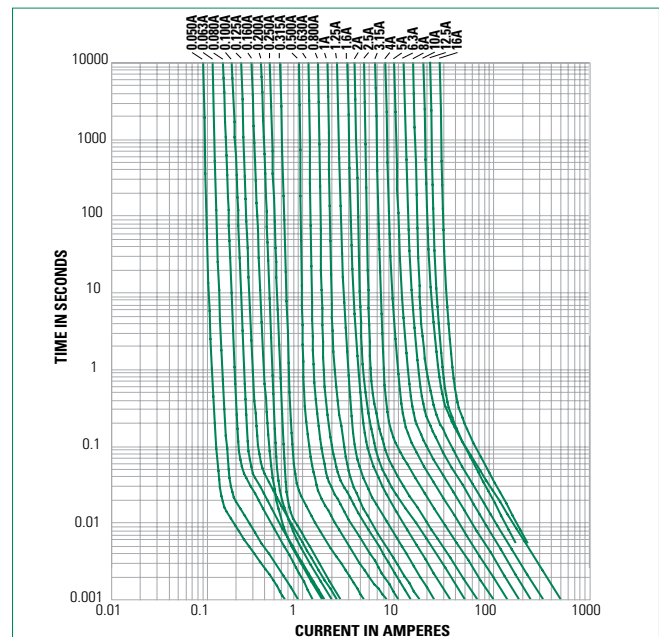
| Amp Code | Amp Rating (A) | Voltage Rating (V) | Interrupting Rating* | Nominal Cold Resistance (Ohms) | Nominal Melting I ² t (A ² sec) | Maximum Voltage Drop at Rated Current (mV) | Maximum Power Dissipation at 1.5I _n (W) | Agency Approvals | | | | | | | | | | |
|----------|----------------|--------------------|----------------------|--------------------------------|---|--|--|------------------|-----|---|------|----|----|----|----|------|-----|----|
| | | | | | | | | UL | CCC | C | RU | US | SP | S | CE | OVE | VDE | UL |
| .050 | 0.05 | 250 | 1500A@250Vac | 15.9000 | 0.00019 | 10000 | 1.6 | - | - | x | x | x | x | x | - | - | - | |
| .063 | 0.063 | 250 | | 10.4500 | 0.00079 | 8800 | 1.6 | - | - | x | x | x | x | x | - | - | - | |
| .080 | 0.08 | 250 | | 7.8850 | 0.00084 | 7600 | 1.6 | - | - | x | x | x | x | x | - | - | - | |
| .100 | 0.1 | 250 | | 5.7925 | 0.00450 | 7000 | 1.6 | - | - | x | x | x | x | x | - | - | - | |
| .125 | 0.125 | 250 | | 3.6750 | 0.00546 | 5000 | 1.6 | - | - | x | x | x | x | x | - | - | - | |
| .160 | 0.16 | 250 | | 5.3490 | 0.00326 | 4300 | 1.6 | - | - | x | x | x | x | x | - | - | - | |
| .200 | 0.2 | 250 | | 3.3500 | 0.00439 | 3500 | 1.6 | - | - | x | x | x | x | x | - | - | - | |
| .250 | 0.25 | 250 | | 2.3500 | 0.01350 | 2800 | 2.5 | - | - | x | x | x | x | x | - | - | - | |
| .315 | 0.315 | 250 | | 1.8500 | 0.02320 | 2500 | 2.5 | - | - | x | x | x | x | x | - | - | - | |
| .500 | 0.5 | 250 | | 0.8660 | 0.16500 | 1800 | 2.5 | - | - | x | x | x | x | x | - | - | - | |
| .630 | 0.63 | 250 | | 0.4650 | 0.05940 | 1500 | 2.5 | - | - | x | x | x | x | x | - | - | - | |
| .800 | 0.8 | 250 | | 0.2950 | 0.14600 | 1200 | 2.5 | - | - | x | x | x | x | x | - | - | - | |
| 001. | 1 | 250 | | 0.2370 | 0.18000 | 1000 | 2.5 | x | x | x | x | x | x | x | - | - | x | |
| 1.25 | 1.25 | 250 | | 0.1530 | 0.48000 | 800 | 4 | x | x | x | x | x | x | x | - | - | x | |
| 016. | 1.6 | 250 | | 0.1112 | 1.00500 | 600 | 4 | x | x | x | x | x | x | x | - | - | x | |
| 002. | 2 | 250 | | 0.0764 | 1.87000 | 500 | 4 | x | x | x | x | x | x | x | - | - | x | |
| 02.5 | 2.5 | 250 | | 0.0584 | 3.67200 | 400 | 4 | x | x | x | x | x | x | x | - | - | x | |
| 3.15 | 3.15 | 250 | | 0.0368 | 6.70000 | 350 | 4 | x | x | x | x | x | x | x | - | - | x | |
| 004. | 4 | 250 | | 0.0247 | 14.99500 | 300 | 4 | x | x | x | x | x | x | x | - | - | x | |
| 005. | 5 | 250 | | 0.0183 | 27.46000 | 250 | 4 | x | x | x | x | x | x | x | - | - | x | |
| 06.3 | 6.3 | 250 | 0.0137 | 56.43000 | 200 | 4 | x | x | x | x | x | x | x | - | - | x | | |
| 008. | 8 | 250 | 0.0123 | 64.31500 | 200 | 4 | - | x | x | x | x | x | x | x* | - | x | | |
| 010. | 10 | 250 | 0.0079 | 154.34000 | 200 | 4 | - | x | x | x | x | x | x | x* | - | x | | |
| 12.5 | 12.5 | 250 | 0.0057 | 175.00000 | 200 | N/A** | - | - | - | x | x | - | x | - | x* | x | | |
| 016. | 16 | 250 | 750A@250Vac | 0.0040 | 462.50000 | 200 | N/A** | - | - | - | x*** | x | x | - | - | x*** | x | |

* Approval for cartridge versions only.
 ** Please contact Littelfuse for details on these parameters I²t test at 10x rated current
 *** 1500A@250Vac for 16A
 * Interrupting Rating may differ based on Agency Approval. See Agency Approval certificate for more details.

Temperature Re-rating Curve



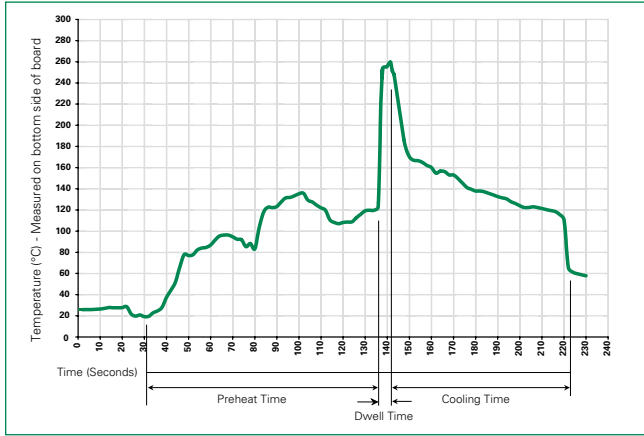
Average Time Current Curves



216 Series

5×20 mm, Fast-Acting Fuse

Soldering Parameters - Wave Soldering



Recommended Process Parameters:

| Wave Parameter | Lead-Free Recommendation |
|--|-----------------------------------|
| Preheat: (Depends on Flux Activation Temperature) | (Typical Industry Recommendation) |
| Temperature Minimum: | 100°C |
| Temperature Maximum: | 150°C |
| Preheat Time: | 60-180 seconds |
| Solder Pot Temperature: | 260°C Maximum |
| Solder Dwell Time: | 2-5 seconds |

Recommended Hand-Solder Parameters:

Solder Iron Temperature: 350°C +/- 5°C
 Heating Time: 5 seconds max.

Note: These devices are not recommended for IR or Convection Reflow process.

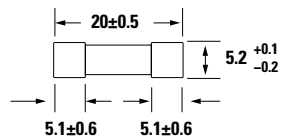
Product Characteristics

| | |
|--------------------------|---|
| Material | Body: Ceramic Cap: Nickel-plated brass Leads: Tin-plated Copper Filler (160mA-16A): Sand |
| Terminal Strength | MIL-STD-202, Method 211, Test Condition A |
| Solderability | MIL-STD-202 Method 208 |
| Product Marking | Cap 1: Brand logo, current and voltage rating Cap 2: Agency approval markings |
| Packaging | Available in Bulk (M=1000 pcs/pkg) or on Tape/Reel (MRET1=1000 pcs/reel) |

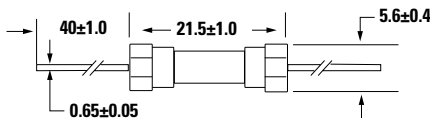
| | |
|------------------------------|---|
| Operating Temperature | -55°C to +125°C |
| Thermal Shock | MIL-STD-202, Method 107, Test Condition B: (5 cycles -65°C to +125°C) |
| Vibration | MIL-STD-202, Method 201 |
| Humidity | MIL-STD-202, Method 103, Test Condition A. high RH (95%) and elevated temperature (40°C) for 240 hours. |
| Salt Spray | MIL-STD-202, Method 101, Test Condition B |

Dimensions

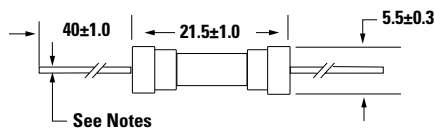
0216 000XP



0216.050XEP
to
0216.800XEP



0216001.XEP
to
0216016.XEP



All dimensions in mm

Part Numbering System

0216 xxxx M X E P

Series

Amp Code

Refer to Amp Code column of Electrical Characteristics Table

Quantity Code

M = 1000

Packaging Code

X = Filler

Option Codes

Blank : Cartridge Type Fuse
E : Axial Leaded Fuse

Lead-free

Notes:

- 0.05A-6.3A have 0.65±0.05 diameter lead.
- 8A-16A have 0.8±0.05 diameter lead.

216 Series

5×20 mm, Fast-Acting Fuse

Packaging

| Packaging Option | Packaging Specification | Quantity | Quantity & Packaging Code | Taping Width |
|-------------------|-------------------------|----------|---------------------------|------------------|
| 216 Series | | | | |
| Bulk | N/A | 1000 | MX | N/A |
| Bulk | N/A | 1000 | MXE | N/A |
| Reel and Tape | EIA 296-E | 1000 | MRET1 | T1=53mm (2.087") |
| Bulk | N/A | 1000 | MXG | N/A |
| Bulk | N/A | 1000 | MXB | N/A |
| Bulk | N/A | 100 | HX | N/A |

Recommended Accessories

| Accessory Type | Series | Description | Max Application Voltage | Max Application Amperage |
|----------------|-------------------------|---|-------------------------|--------------------------|
| Holder | 345_ISF | Panel Mount Shock-Safe Fuseholder | 250 | 10 |
| | 345 | Shock-Safe Fuseholder with PC Mount, Solder Mount and Panel Mount options | | 20 |
| | 830 | PC Mount Shock-Safe Miniature Fuseholder | | 16 |
| Block | 520 | Metric OMNI-BLOK® Fuse Block | | 10 |
| | 646 | PC Mount Miniature Fuse Block | | 6.3 |
| | 658 | Surface Mount Miniature Fuse Block | | 10 |
| Clip | 520_W | PC Mount Miniature Fuse Clip | | 6.3 |
| | 111 | PC Board Mount Fuse Clip | | 10 |
| | 445 | PC Board Mount Fuse Clip | | 10 |

Notes:

- Do not use in applications above rating.
- Please refer to fuseholder data sheet for specific re-rating information.
- Please contact Littelfuse for applications greater than the max voltage and amperage shown.

Disclaimer Notice - Information furnished is believed to be accurate and reliable. However, users should independently evaluate the suitability of and test each product selected for their own applications. Littelfuse products are not designed for, and may not be used in, all applications. Read complete Disclaimer Notice at: www.littelfuse.com/disclaimer-electronics.