


438GT Series

0603 Fast-Acting Fuse



Description

The 438GT Series is a 100% Lead-free, RoHS compliant and Halogen-free fuse series designed specifically to provide over-current protection to circuits that operate under high working ambient temperature up to 150°C.

The general design ensures excellent temperature stability and performance reliability.

The high I²t values which is typical in the Littelfuse Ceramic Fuse family ensure high inrush current withstand capability.

Features

- Operating Temperature from -55°C to +150°C
- 100% Lead-free, RoHS compliant and Halogen-free
- Suitable for both leaded and lead-free reflow/ wave soldering
- Recognized to UL/CSA/NMX 248-1 and UL/CSA/NMX 248-14

Additional Information



Resources



Accessories



Samples

Applications

- Handheld Electronics
- LCD Displays
- Battery Packs
- Hard Disk Drives
- SD Memory Cards

Agency Approvals

Agency	Agency File Number	Ampere Range
	E10480	2A – 6A
	29862	2A – 6A

Electrical Characteristics for Series

% of Ampere Rating	Ampere Rating	Opening Time at 25°C
100%	2A – 6A	4 Hours, Minimum
250%	2A – 6A	5 Seconds, Maximum

Electrical Specifications by Item

Ampere Rating (A)	Amp Code	Max. Voltage Rating (V)	Interrupting Rating (AC/DC) ¹	Nominal Resistance (Ohms) ²	Nominal Melting I ² t (A ² Sec.) ³	Nominal Voltage Drop At Rated Current (V) ⁴	Nominal Power Dissipation At Rated Current (W)	Agency Approvals	
2	002.	32	50A @ 32VDC/12VAC	0.0490	0.181	0.110	0.220	x	x
2.5	02.5	32		0.0364	0.240	0.094	0.235	x	x
3	003.	32		0.0264	0.439	0.082	0.246	x	x
3.5	03.5	32		0.0210	0.647	0.078	0.273	x	x
4	004.	32		0.0164	0.739	0.075	0.300	x	x
5	005.	32	50A @ 24VDC/12VAC	0.0127	0.747	0.072	0.360	x	x
6	006.	24		0.0086	1.444	0.070	0.420	x	x

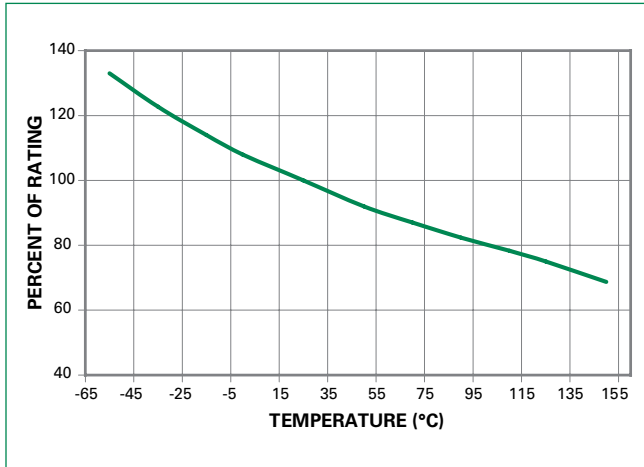
Notes:

- AC Interrupting Rating tested at rated voltage with unity power factor.
DC Interrupting Rating tested at rated voltage with time constant <0.8 msec.
- Nominal Resistance measured with <10% rated current.
- Nominal Melting I²t measured at 1msec. opening time.
- Nominal Voltage Drop measured at rated current after temperature has stabilized.
Devices designed to carry rated current for 4 hours minimum. It is recommended that devices be operated continuously at no more than 80% rated current.
See "Temperature Re-rating Curve" for additional re-rating information.
Devices designed to be mounted with marking code facing up.

438GT Series

0603 Fast-Acting Fuse

Temperature Re-rating Curve



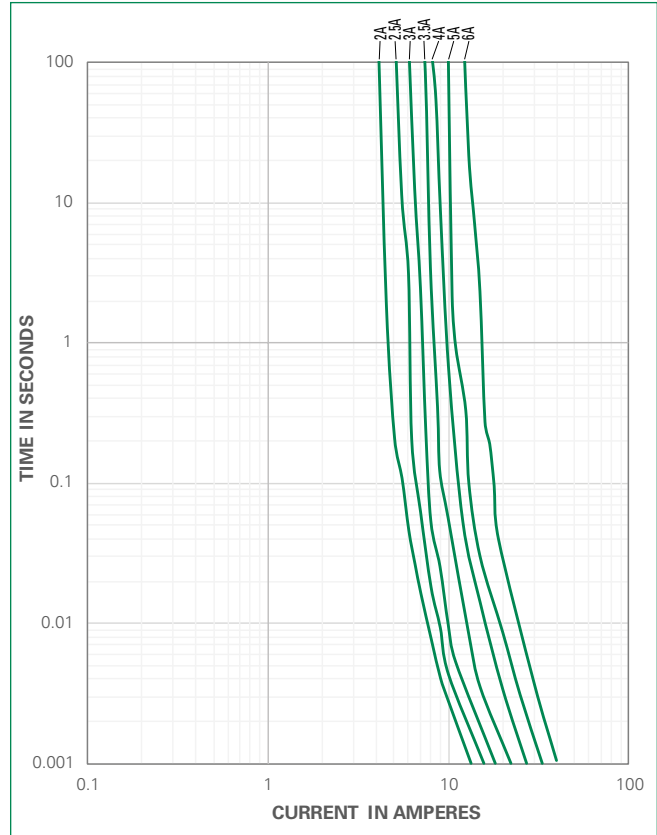
Note:

1. Re-rating depicted in this curve is in addition to the standard re-rating of 20% for continuous operation.

Example:

For continuous operation at 75 degrees celsius, the fuse should be rerated as follows:
 $I = (0.80)(0.85)_{\text{RAT}} = (0.68)_{\text{RAT}}$

Average Time Current Curves



Soldering Parameters

Reflow Condition	Pb – free assembly	
Pre Heat	- Temperature Min ($T_{s(\text{min})}$)	150°C
	- Temperature Max ($T_{s(\text{max})}$)	200°C
	- Time (Min to Max) (t_s)	60 – 180 seconds
Average Ramp-up Rate (Liquidus Temp (T_L) to peak)	3°C/second max.	
$T_{s(\text{max})}$ to T_L - Ramp-up Rate	5°C/second max.	
Reflow	- Temperature (T_L) (Liquidus)	217°C
	- Temperature (t_L)	60 – 150 seconds
Peak Temperature (T_p)	260 ^{+0/-5} °C	
Time within 5°C of actual peak Temperature (t_p)	10 – 30 seconds	
Ramp-down Rate	6°C/second max.	
Time 25°C to peak Temperature (T_p)	8 minutes max.	
Do not exceed	260°C	
Wave Soldering	260°C, 10 seconds max.	

