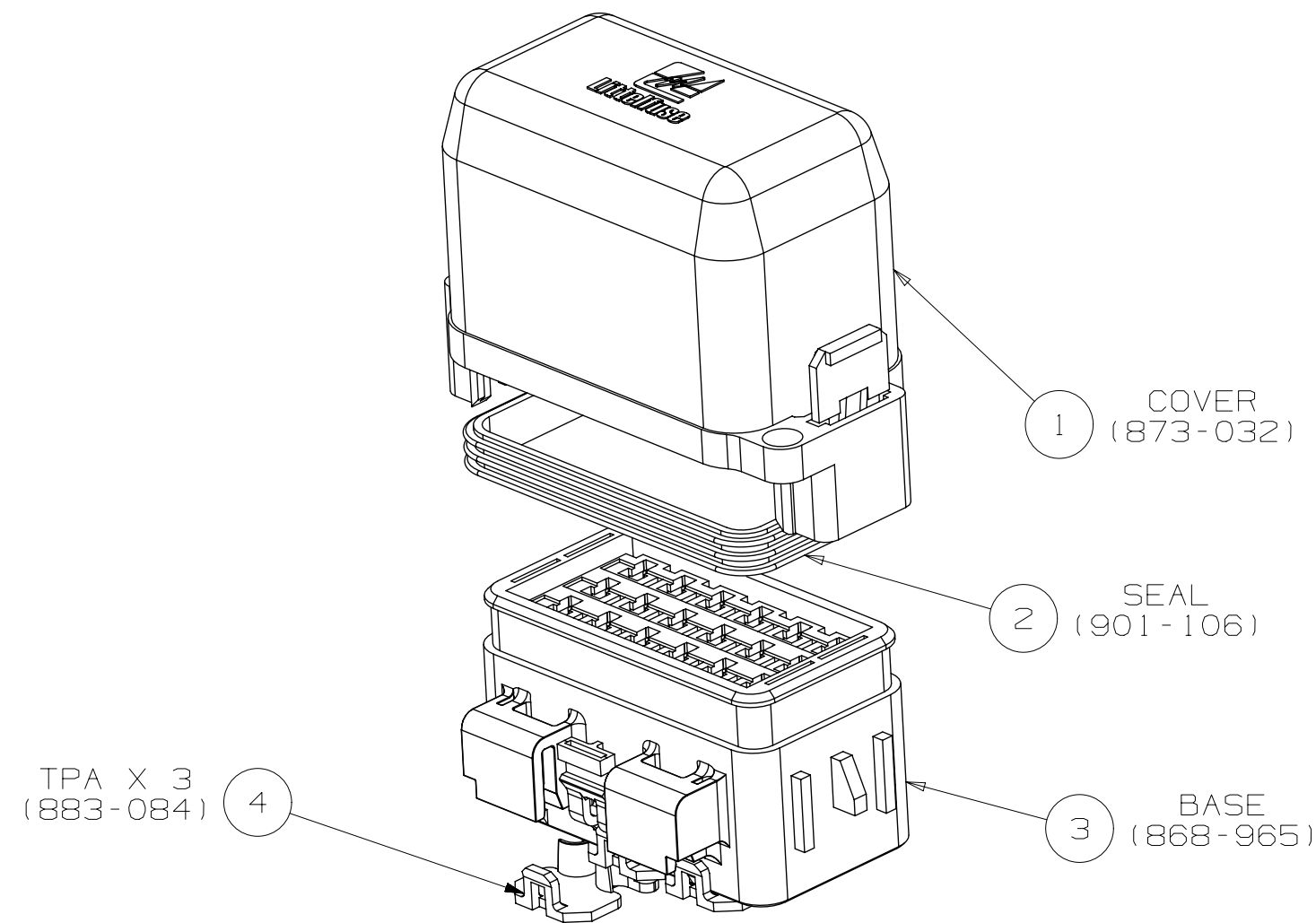
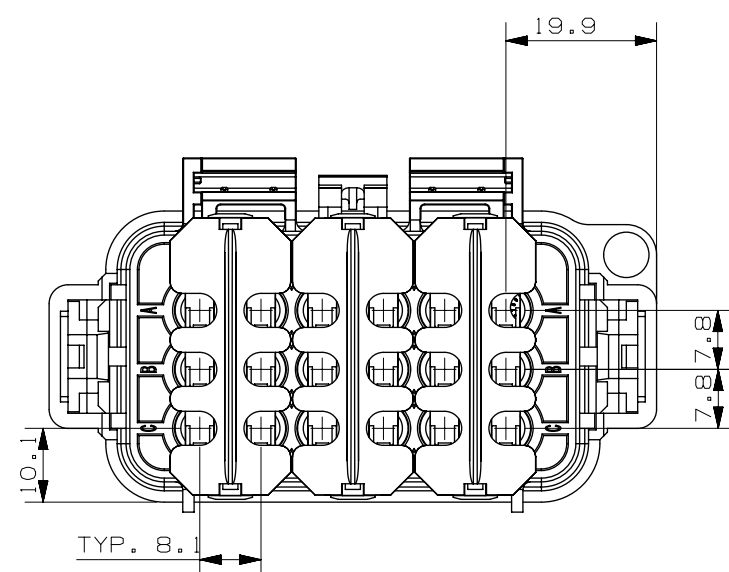
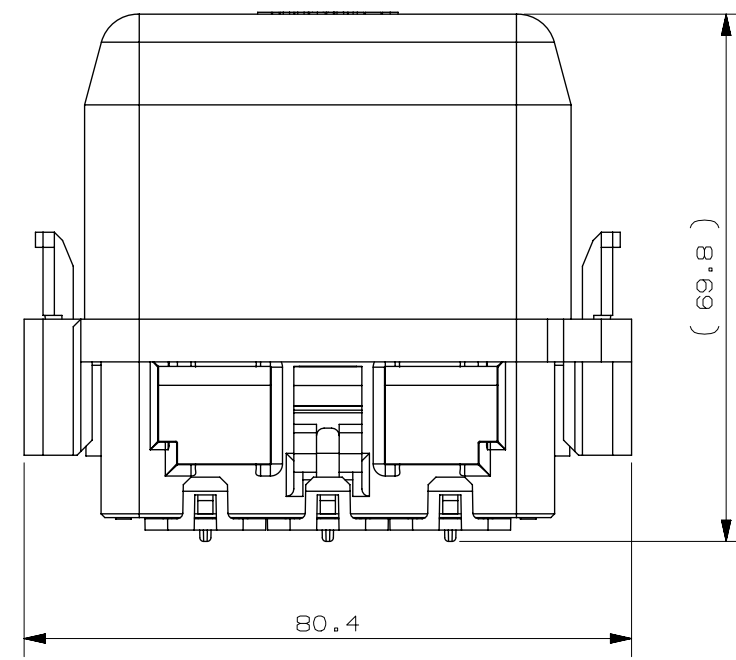
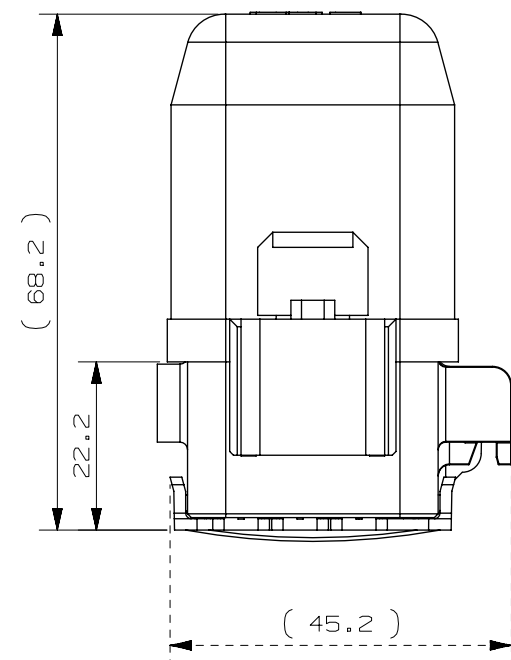
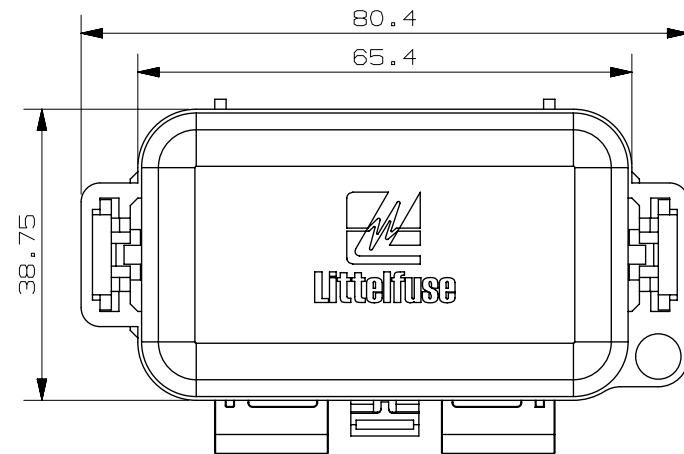


FEMALE TERMINAL FOR MINI FUSE					LTR	DATE	REVISION	CHK	APD
CABLE SIZE mm <sup>2</sup>	FEMALE TERMINAL (DELPHI 280 SEALED)	CABLE DIA	CABLE SEAL (DELPHI 280 METRI-PACK REEL/LOOSE)	COLOR	A	09/23/11	503307ERA - SEE ERN RD		
0.50 - 0.35	12084201	1.70 - 1.29	12034365/15324983	DARK RED	B	01/05/13	507139ECA - SEE ECO FYUE		
1.0 - 0.50	12077411	2.15 - 1.60	12089444/15324985	PURPLE	C	05/30/13	508391ECA - SEE ECO FYUE		
3.0 - 2.0	12129493	2.42 - 2.03	12041352/15324984	TAN	D	24/Mar/17	516851ECC - CHANGE BASE FYUE		
3.0	12077413	2.85 - 2.03	12015284/15324982	GREEN					
		3.49 - 2.81	12015359/15324980	GRAY					
		4.30 - 3.45	12015360/15324981	BLUE					
		CAVITY PLUG	12010300	GREEN					



NOTE:

- MATERIAL:  
BASE/COVER: NYLON66 - BLACK  
TPA: NYLON66 - BLUE  
SEAL: 30 DURO SILICONE (GREEN)
- TORQUE RATING: 5.5-6.5 Nm USING M6 BOLT & LOCK WASHER
- MAX. TOTAL CURRENT @ 23°C IS 100A  
MAX. TOTAL CURRENT @ 85°C IS 70A.  
ALL FUSE MUST NOT EXCEED 70% OF RATED CURRENT.
- OPERATING & STORAGE TEMPERATURE: -40°C TO 85°C
- ASSEMBLY MUST PASS IP67 IEC60529 TESTS.
- COVER MUST WITHSTAND A PULL FORCE OF 15-30N WHEN INSTALLED WITH SEAL AND BASE.
- TERMINAL RETENTION MUST MEET REQUIREMENTS OF USCAR 2 SECTION 5.4.1.3 USING PROPER DELPHI METRI-PACK TERMINALS (SEALED/TANGLSS):  
TERMINAL INSERTION FORCE: 30N MAX. (15N MAX. FOR WIRE SIZE <math>\leq 1\text{mm}^2</math>)  
TERMINAL EXTRACTION FORCE: 60N MIN.  
TERMINAL EXTRACTION FORCE WITH TPA INSTALLED: 90N MIN.
- PARTS ARE SHIPPED WITH TPA'S AS BULK AND THE BASE WITH COVER AND SEAL INSTALLED.
- TO BE USED WITH FUSE PULLER 00970032Z.
- HOLDER MEETS L/F VALIDATION TEST SPEC. VS-00510.
- TO BE USED WITH DELPHI METRI-PACK TERMINALS AND SEALS.
- THE SEAL SHOULD NOT BE REMOVED NOR DISPLACED DURING TRANSPORT UNTIL IT IS USED FOR PRODUCTION.

NO	COMPONENT NO	DESCRIPTION	QTY/M	U/M
4	883-084	TPA		
3	868-965	BASE		
2	901-106	COVER SEAL		
1	873-032	COVER		

BILL OF MATERIAL

UNLESS OTHERWISE SPECIFIED, DIMENSIONS ARE IN MILLIMETERS.  
DIMENSIONS IN BRACKETS [ ] ARE INCHES

UNLESS OTHERWISE SPECIFIED, DIMENSIONS DO NOT INCLUDE PLATING.

⊙	DENOTES CRITICAL CHARACTERISTICS.
CPK	DENOTES CPK DIMENSIONS, -MINIMUM CPK VALUE
ST	DENOTES A CHARACTERISTIC THAT PROVIDES AN INDICATION OF PROCESS PERFORMANCE. PROCEDURE FOR MEASUREMENT AND TRACKING TO BE DEFINED IN LITTELFUSE INSPECTION INSTRUCTIONS
CP	DENOTES CP DIMENSIONS, -MINIMUM CP VALUE MUST BE WITHIN THE DIMENSIONAL LIMITATIONS SHOWN ON DRAWING AND INITIALLY LOCATED TO ALLOW FOR MAXIMUM TOOL LIFE

COPIES TO	MATL SPEC
1 9 18	REFER TO NOTE 1
2 10 19	FINISH
3 12 20	
4 13 21	DRW RLDJ DATE 05/05/11 SCALE 1:1
5 14 23	CHK DATE SUPER DR
6 15 33	APPD DATE FINSH GOOD WT
7 16 43	
8 17 53	GRAMS/PIECE

TOLERANCES UNLESS OTHERWISE SPECIFIED (REF. ISO 2768-mK)	UP TO	OVER	UP TO	OVER	UP TO	OVER	UP TO	OVER		
DIMENSION	0.5	3	3	6	6	30	30	120	120	400
TOLERANCE	+0.1	+0.1	+0.2	+0.2	+0.3	+0.3	+0.5	+0.5	+0.5	+0.5

3RD ANGLE PROJECTION	TITLE	REVISION	DRWG. NO.
	18 WAY FUSE HOLDER ASSY (HWB18 ASSY)	D	01-PDM31002ZXM

METRIC ASSEMBLY

Littelfuse  
LIPA CITY, BATANGAS, PHILIPPINES

REVISION D  
DRWG. NO. 01-PDM31002ZXM

CAD GENERATED DRAWING - NO PENCIL CHANGES ALLOWED