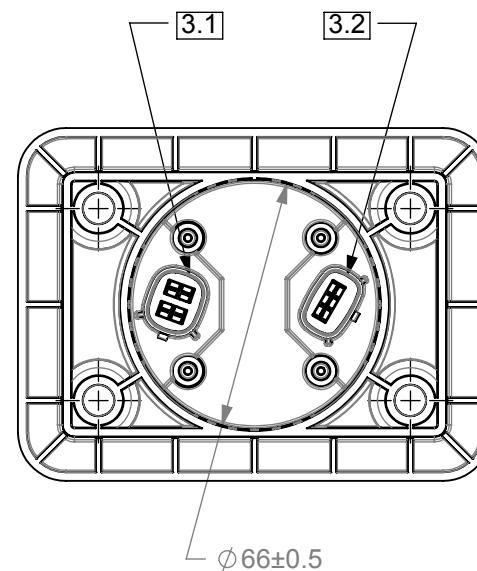
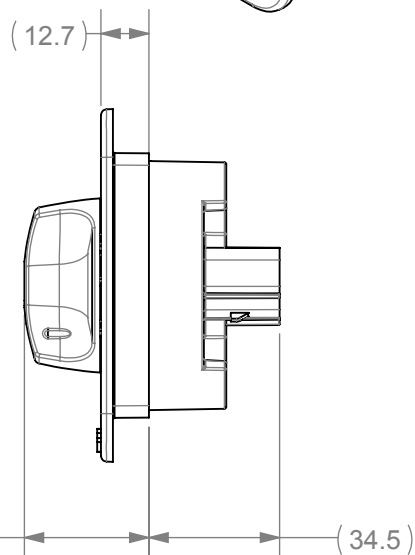
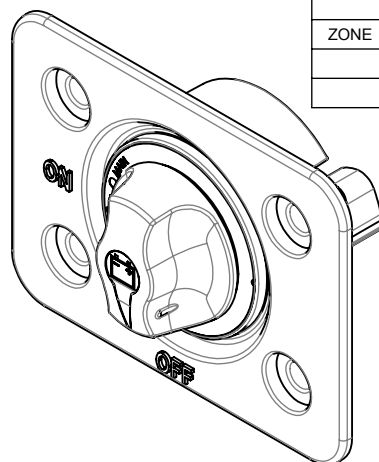
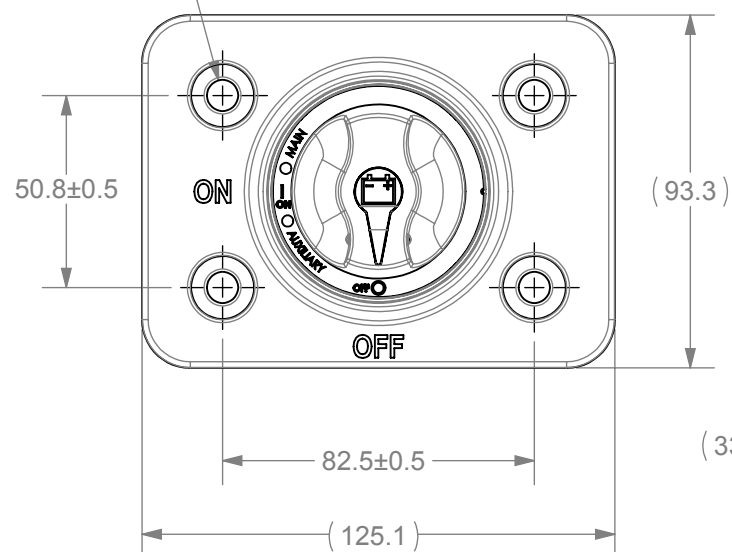


NOTES: (UNLESS OTHERWISE SPECIFIED)

1. ASSOCIATED CAD FILE DEFINES ALL NONDIMENSIONED FEATURES.
2. PRODUCT WEIGHT: 0.174kg
3. MATING CONNECTOR INTERFACE:
 - 3.1** CONNECTS TO MOLEX 33472-0406
MX150 SEALED FEMALE
CONNECTOR
 - 3.2** CONNECTS TO MOLEX 33471-0306
MX150 SEALED FEMALE
CONNECTOR

Ø 8.27 ± 0.15
MOUNTING
HOLE 4X



REVISIONS

ZONE	REV.	DESCRIPTION	DATE	APPROVED
	A	INITIAL RELEASE - 508240ERT	5/7/2013	M. MILLSON
	B	PER EC#510026 BOM CHANGE	2/6/2014	J. LIU

DIMENSIONS ARE IN MM.

DIMENSIONS AND TOLERANCES
ARE DEFINED ACCORDING TO
ANSI / ASME Y14.5M-1994

THIS DRAWING AND THE
INFORMATION CONTAINED WITHIN
IT ARE CONFIDENTIAL AND MAY
NOT BE COPIED OR DISCLOSED
WITHOUT THE WRITTEN
PERMISSION OF LITTELFUSE

	NAME	DATE
DRAWN	M. MILLSON	5/7/2013
CHECKED	-	-
-	-	-
-	-	-
-	-	-

THIRD ANGLE PROJECTION



Expertise Applied | Answers Delivered
425 Sequoia Drive Bellingham, WA 98226
Phone (360)738-9010 Fax (360)738-0372

Positive Cut Off SW Dual

Part Number: 888842001 888842001A

SIZE A	DWG. NO. 888842001	REV. B
SCALE 1:2		SHEET 1 OF 1