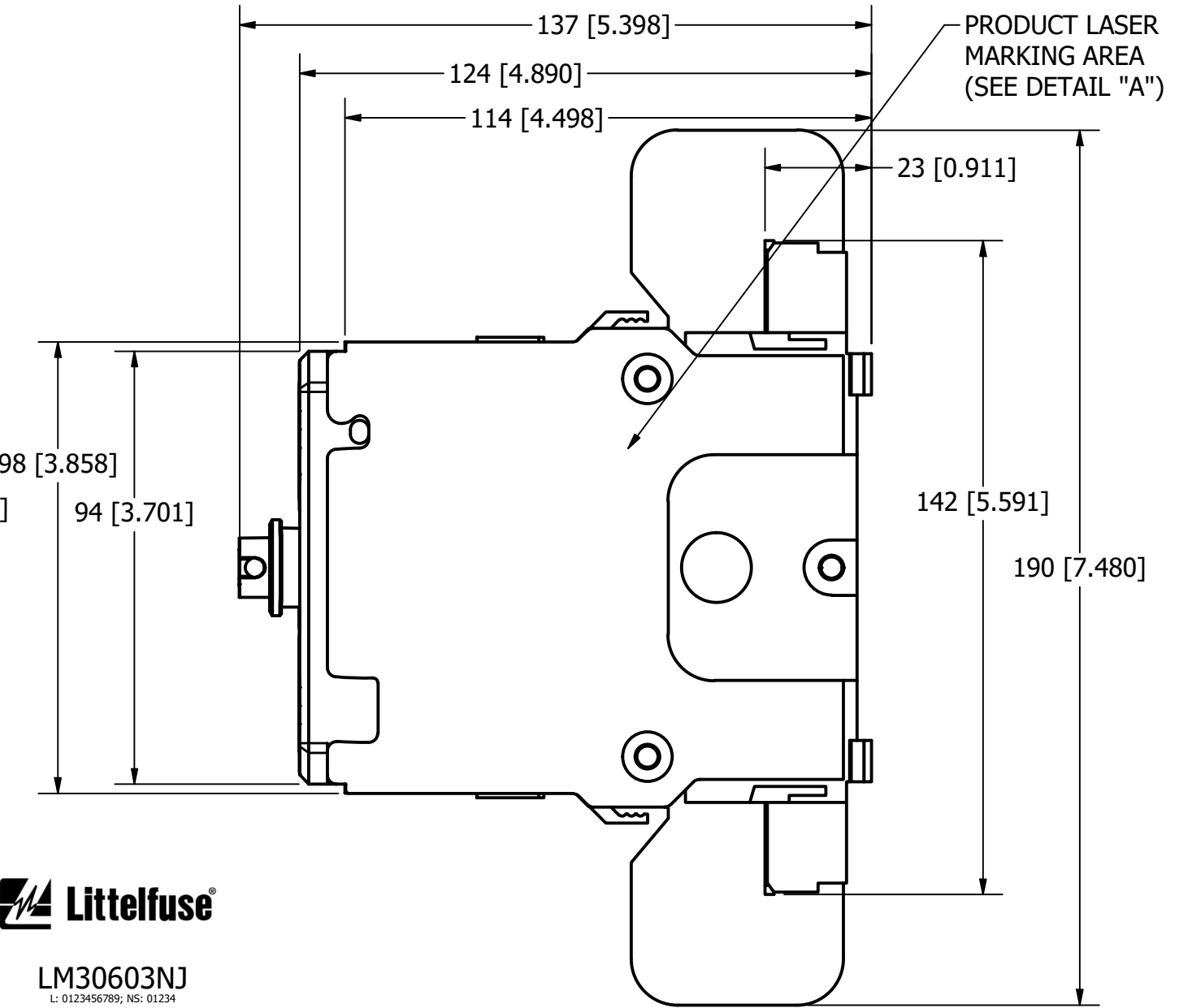
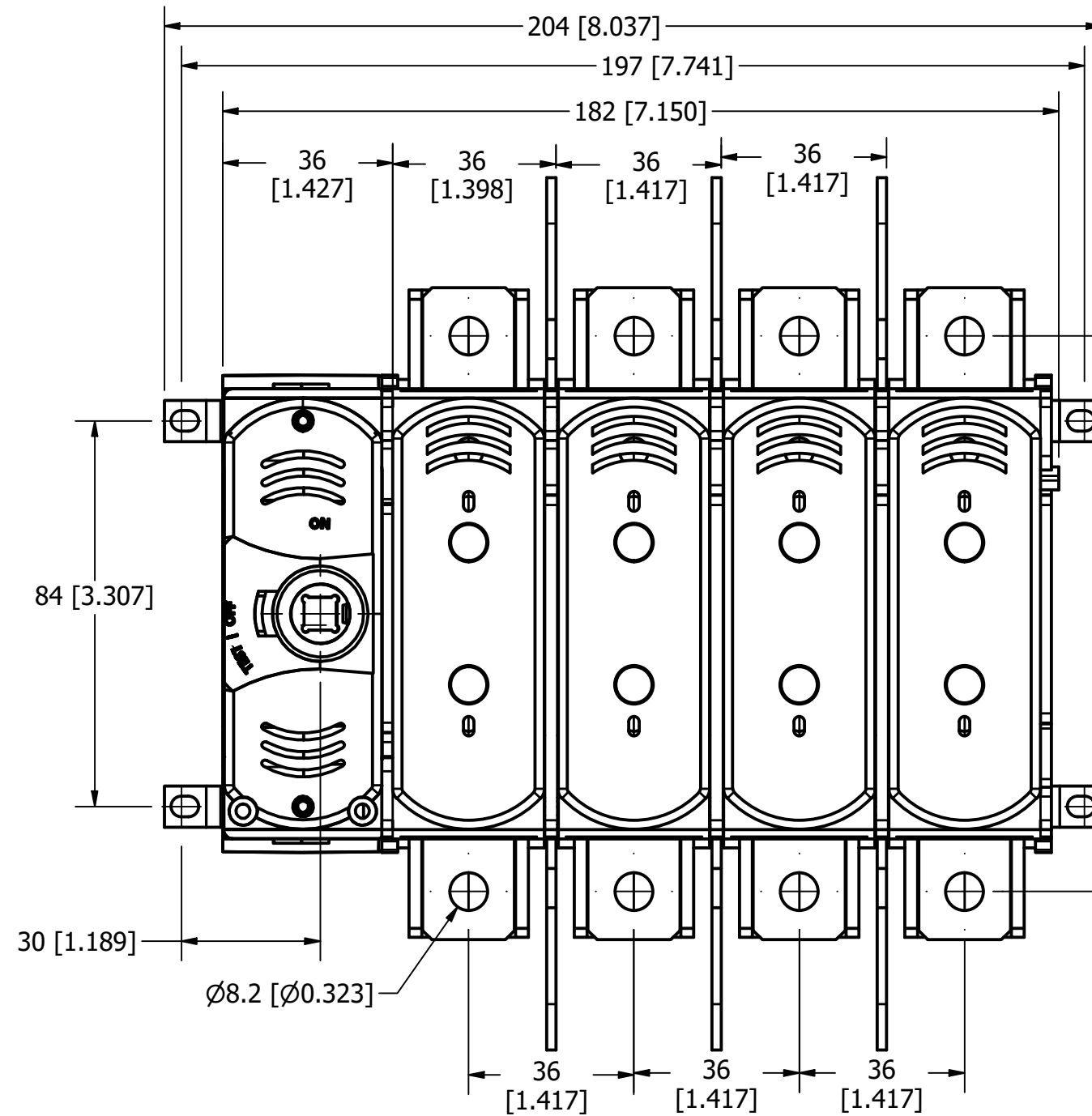
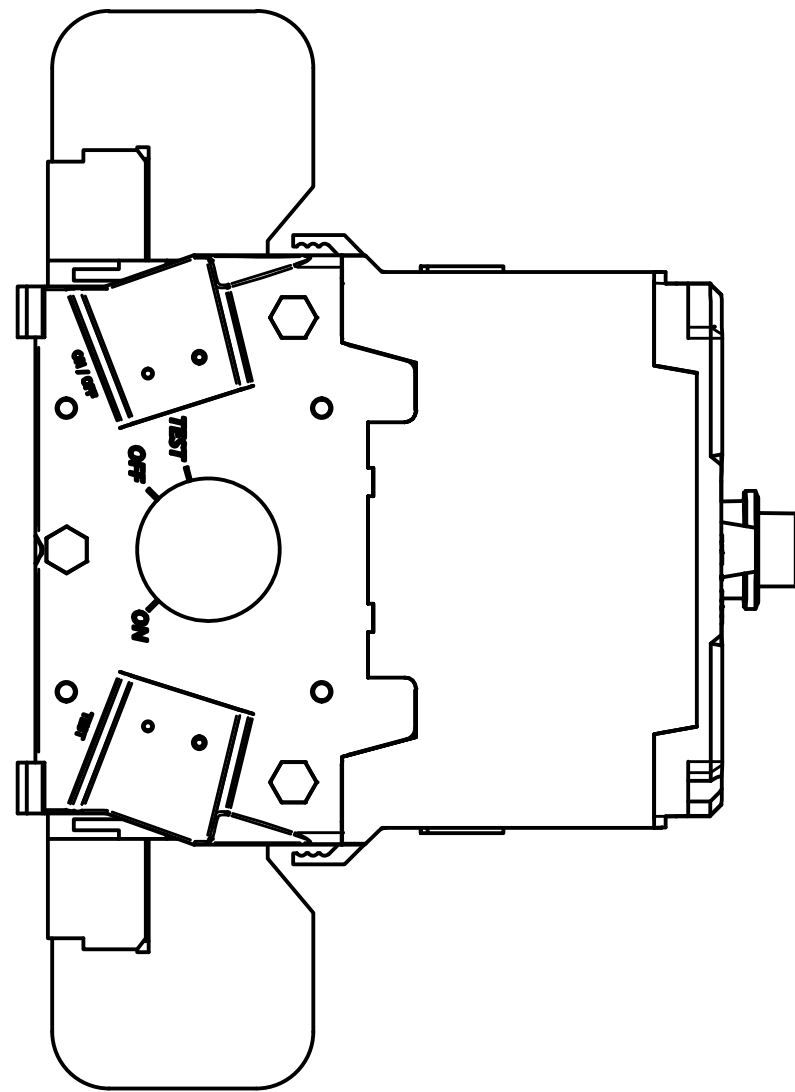
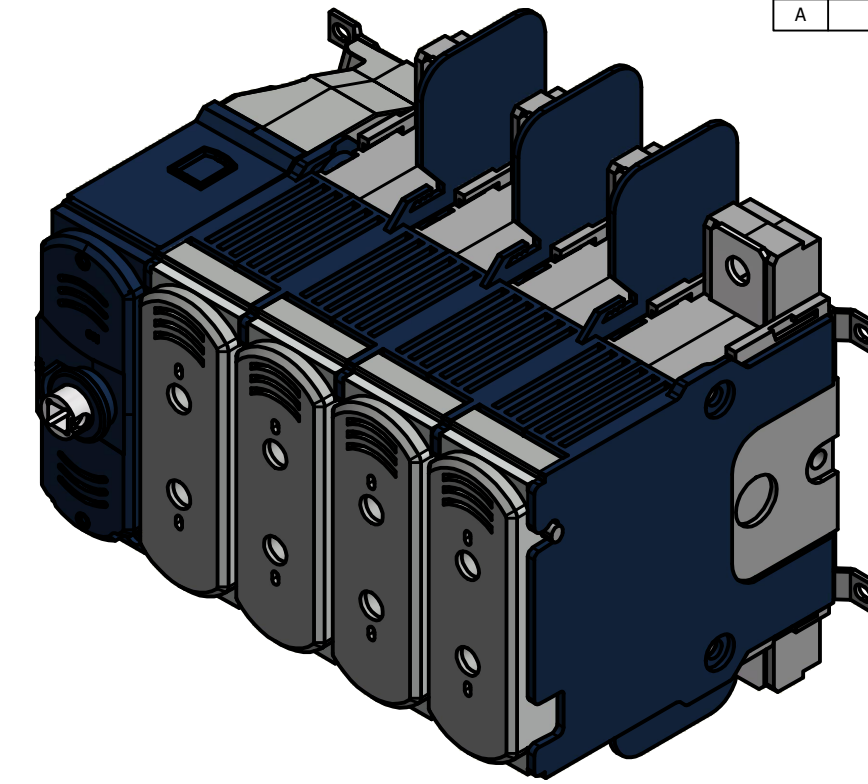
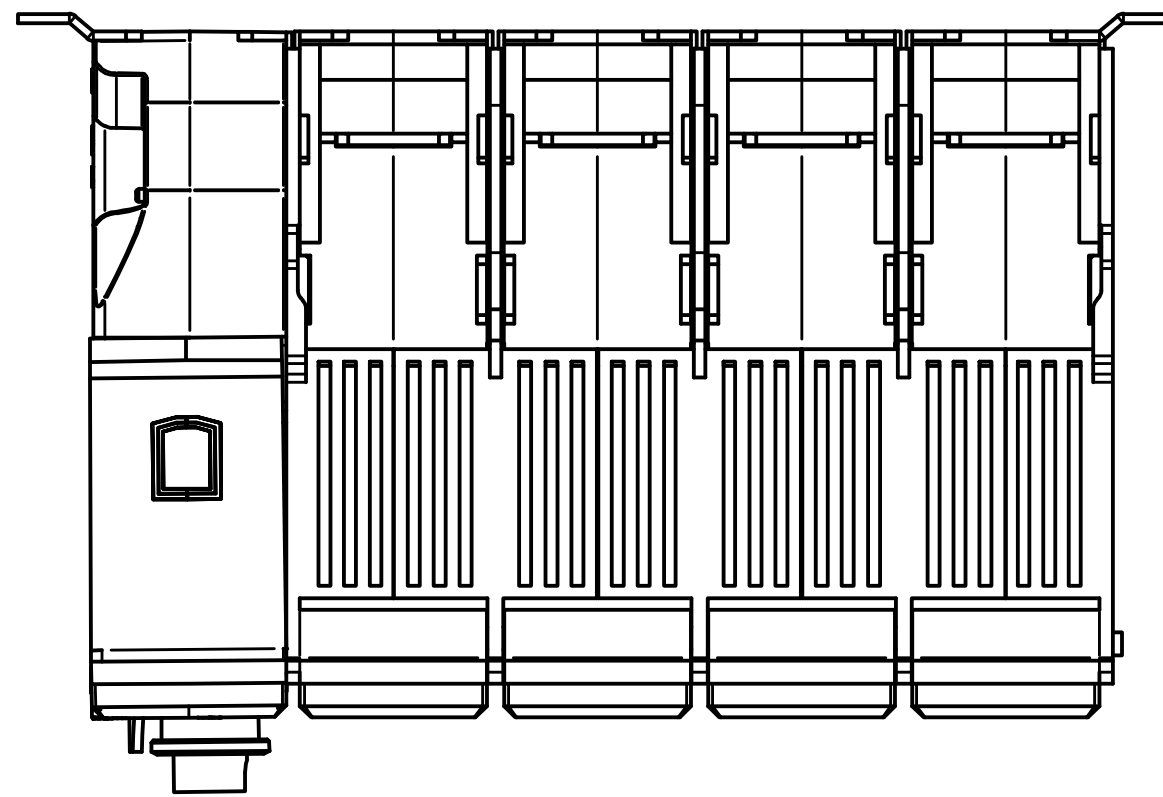


PART NUMBER	UPC CODE
LM30603NJ	07945831076

REVISION		DESCRIPTION
REV	DATE	
A	5/4/23	526430GCP - RELEASE PER EM3380 MRY



**LM30603NJ**  
L 0123456789; NS: 01234



UL 98  
600Vac 60A 50/60Hz  
General purpose switch  
**Use Cu wire only**  
75°C 6-2/0 AWG Wire  
Terminal Torque 53 LB.IN.  
With KIT Terminal Lugs LDM3TLU01  
Motor-Circuit Switch

3 ∅	Vac	240	480	600
MAX	HP	15	30	50
STD	HP	7.5	15	15

Suitable for use on a circuit capable of delivering not more than 200kA R.M.S symmetrical, 600V max.  
Use class J fuses.

Max. fuse size **60A**

The starting current of motors of more than the standard horsepower ratings may require the use of fuses with appropriate time-delay characteristics.

Continuous load current not to exceed 80 percent of the rating of the fuses employed in other than motor circuits.

Use accessories according to instructions:  
4567Z010

MADE IN SPAIN

DETAIL "A"  
SIDE PRINTING

1	NO	COMPONENT NO	DESCRIPTION	QTY/M	U/M
<b>BILL OF MATERIAL</b>					
<S>			CRITICAL CHARACTERISTIC FOR PART SAFETY/COMPLIANCE		
●			DENOTES CRITICAL CHARACTERISTICS.		
CPK			DENOTES CPK DIMENSIONS, -MINIMUM CPK VALUE		
(ST)			DENOTES A CHARACTERISTIC THAT PROVIDES AN INDICATION OF PROCESS PERFORMANCE. PROCEDURE FOR MEASUREMENT AND TRACKING TO BE DEFINED IN LITTELFUSE INSPECTION INSTRUCTIONS.		
CP			DENOTES CP DIMENSIONS, -MINIMUM CP VALUE MUST BE WITHIN THE DIMENSIONAL LIMITATIONS SHOWN ON DRAWING AND INITIALLY LOCATED TO ALLOW FOR MAXIMUM TOOL LIFE.		<b>C</b>
MATL SPEC			FINISH		
DRW	myork	DATE	1/5/2023	SCALE	NTS
			FINISH GOOD WT		
			GRAMS/PIECE		
UNLESS OTHERWISE SPECIFIED, DIMENSIONS ARE IN MILLIMETERS, DIMENSIONS IN BRACKETS [ ] ARE INCHES DIMENSIONING AND DO NOT INCLUDE PLATING. TOLERANCING TO BE INTERPRETED IN ACCORDANCE WITH ANSI Y14.5M-1994					
3RD ANGLE PROJECTION					
<b>TITLE</b> CLASS J 60A DISCONNECT 3P WITH NEUTRAL OUTLINE					
			REVISION	DRWG NO.	SHEET 1 OF 1
			A	OL-LM30603NJ	