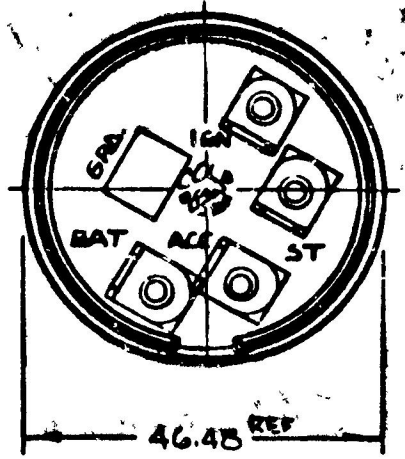
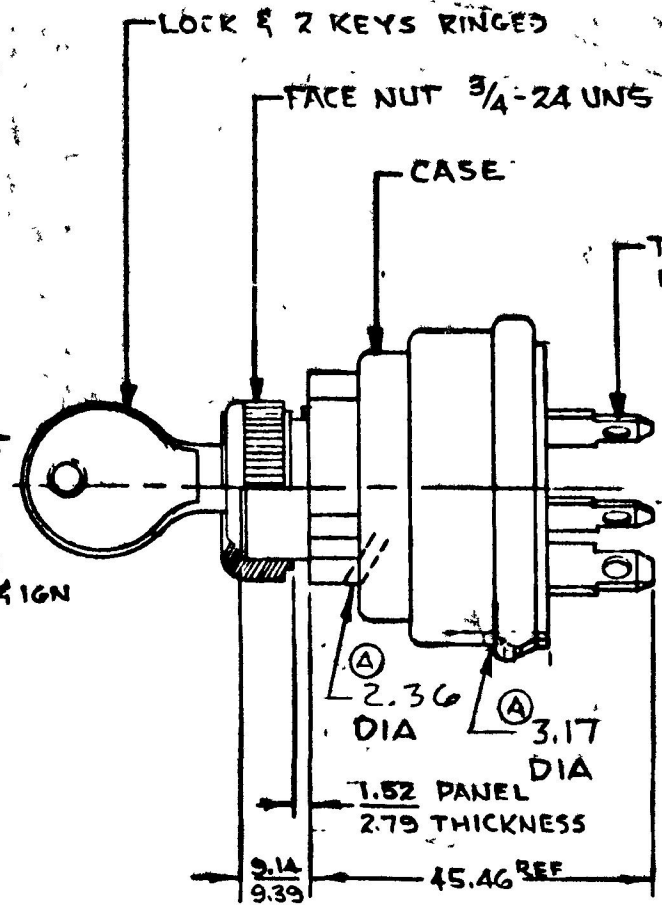
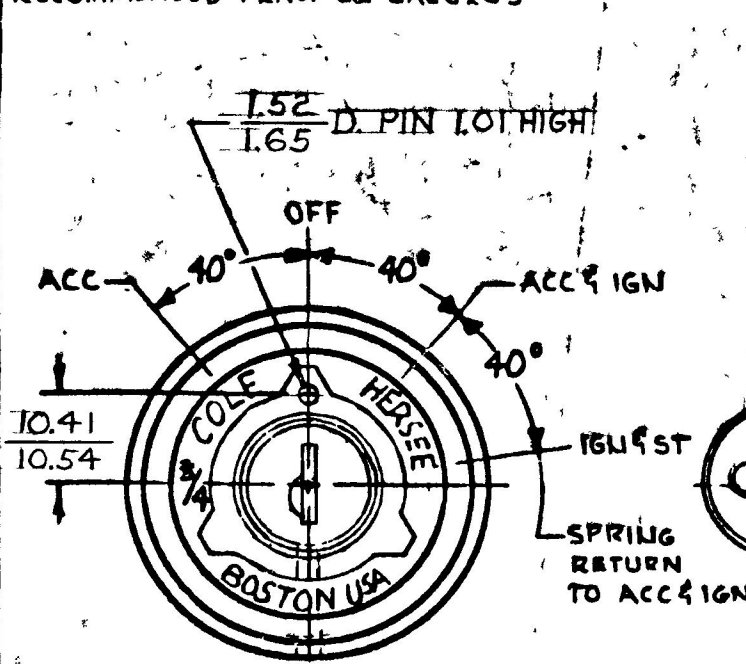


MM	IN
1.01	.040
1.52	.060
1.65	.065
2.79	.110
3.14	.125
3.39	.135
3.70	.145
4.10	.160
4.15	.165
1.750	.069
1.830	.072
.093	
.125	

956-4311

APPLICABLE SAE STANDARD OR  
RECOMMENDED PRACTICE SAE J269



EX 20121

- NOTES:
1. SHUTTER SEAL ON LOCK FACE
  2. LOCK O RING SEALED TO CASE
  3. TERM. INSULATOR GASKET SEALED
  - ④ 4. DRAIN HOLES ARE IN LINE 90° FROM  $\phi$  SHOWN

ST	5 AMPS
IGN	10 AMPS
ACC	10 AMPS

RATING @ 12V DC

METRIC

DO NOT SCALE

LET	WAS	DATE	BY	LET	WAS	DATE	BY	MATERIAL	DRAWN	CHECKED	APPROVD.	SCALE	DATE DRAWN
								#	RJF	RFB		1"=1"	6-17-83
								FINISH					DATE BLUEPRINT
				A	ADD'D DIM'S ECN 72701	7-2-83	WPS	TOLERANCES					
					ISSUED	7/2/83	LB	DECIMAL ±.010 METRIC ±2.54					
4 POSITION IGNITION & START SWITCH												956-4311	