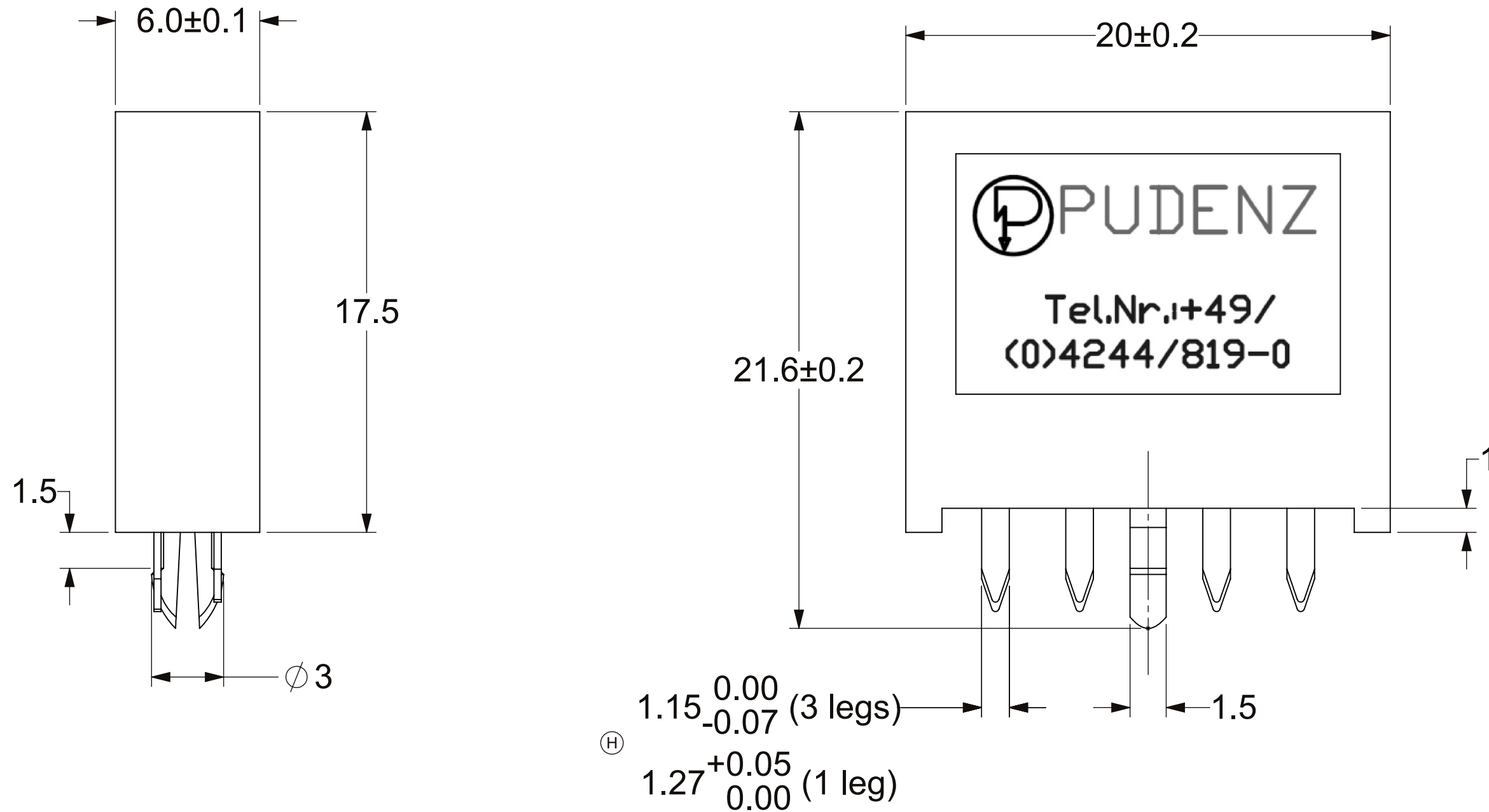
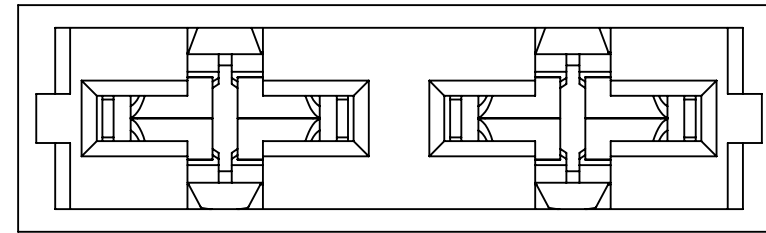


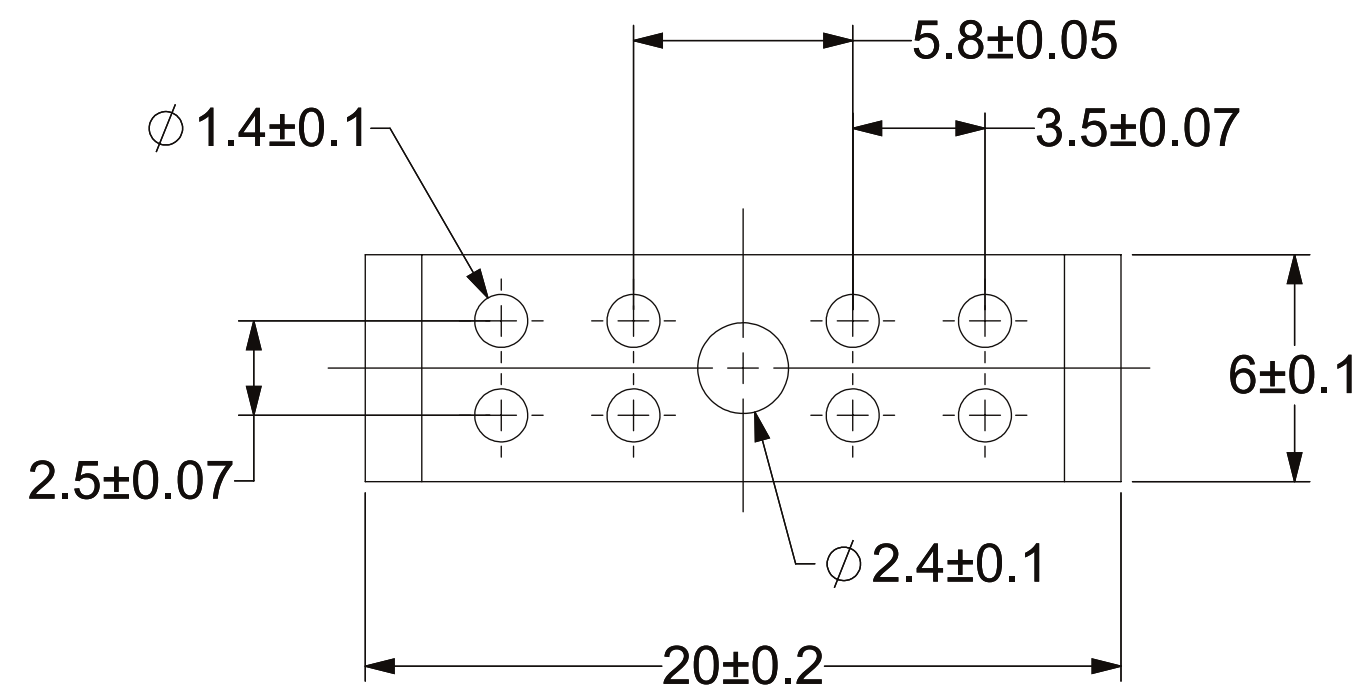
THIS DRAWING AND THE INFORMATION CONTAINED WITHIN IT ARE CONFIDENTIAL AND MAY NOT BE COPIED OR DISCLOSED WITHOUT THE WRITTEN PERMISSION OF LITTELFUSE.

PART NUMBER	DESCRIPTION
178.6165.0001	HOLDER - FLR (ATO) PCB 80V 4-PIN 100 PC
178.6165.0002	HOLDER - FLR (ATO) PCB 80V 4-PIN 500 PC ^(H)

REVISIONS				
ZONE	REV.	DESCRIPTION	DATE	APPROVED
	C	IN CAD GEZ.	ULB	01/10/00
	D	AEND.Nr: 287	MAK	04/16/02
	E	AEND.Nr: 0058	HOEP	04/06/05
	F	AEND.Nr: 20113DN1	HOEP	06/03/06
	G	510213ECA-REDRAW IN UG	OPL	07/03/14
	H	ECN #523216: CLARIFY DIMENSIONS, ADD PN, UPDATE TEMPLATE		01/06/2021 S.CASTILLO



HOLE PATTERN



- NOTES:
- MATERIAL:
 - ** HOUSING: THERMOPLASTIC
 - ** DFK1-TERMINALS F SOLDERING: Cu-ALLOY, Ag- PLATED
 - GENERAL TOLERANCES: DIN 7168-m

DIMENSIONS ARE SHOWN IN MILLIMETERS. DIMENSIONS AND TOLERANCES ARE DEFINED ACCORDING TO ANSI/ASME Y14.5-1994.	
●	FIT FUNCTION CRITICAL CHARACTERISTICS SYMBOL
<S>	SAFETY/ COMPLIANCE CRITICAL CHARACTERISTICS SYMBOL
CPK	DENOTES CPK DIMENSIONS MINIMUM CPK VALUE
(ST)	DENOTES A CHARACTERISTIC THAT PROVIDES AN INDICATION OF PROCESS PERFORMANCE PROCEDURE FOR MEASUREMENT AND TRACKING TO BE DEFINED IN LITTELFUSE INSPECTION INSTRUCTIONS
CP	DENOTES CP DIMENSIONS - MINIMUM CP VALUE MUST BE WITHIN THE DIMENSIONAL LIMITATIONS SHOWN ON DRAWING AND INITIALLY LOCATED TO ALLOW FOR MAXIMUM TOOL LIFE
DIMENSION: MM TOLERANCES UNLESS OTHERWISE SPECIFIED ONE PLACE DECIMAL ± 0.5 THREE PLACES DECIMAL ± 0.100 TWO PLACES DECIMAL ± 0.20 ANGULAR ± 2°	
NAME	DATE
DRAWN OPL	03/14/14
CHECKED -	-
-	-
-	-
FORM NO: CVP-PE40-0006 REV A	
THIRD ANGLE PROJECTION	
SIZE C	DWG. NO. 178.6165.0000
DO NOT SCALE DRAWING	SCALE 5:1
Expertise Applied Answers Delivered	
TITLE HOLDER-FLR (ATO) PCV 80V 4-PIN	
REV. H	SHEET 1 OF 1