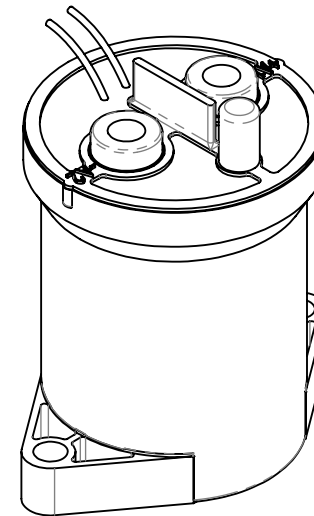
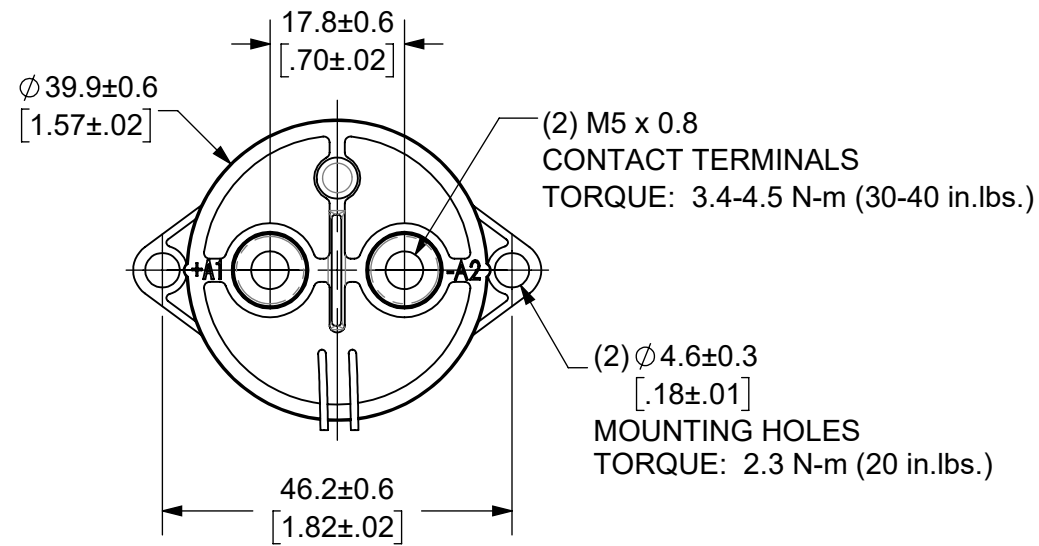


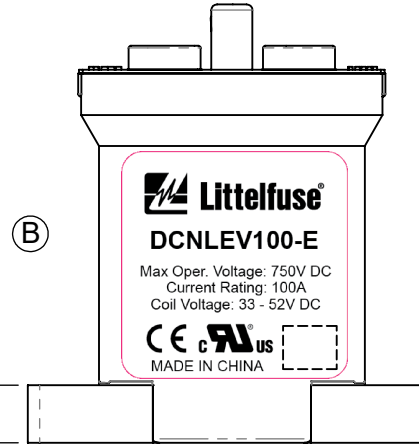
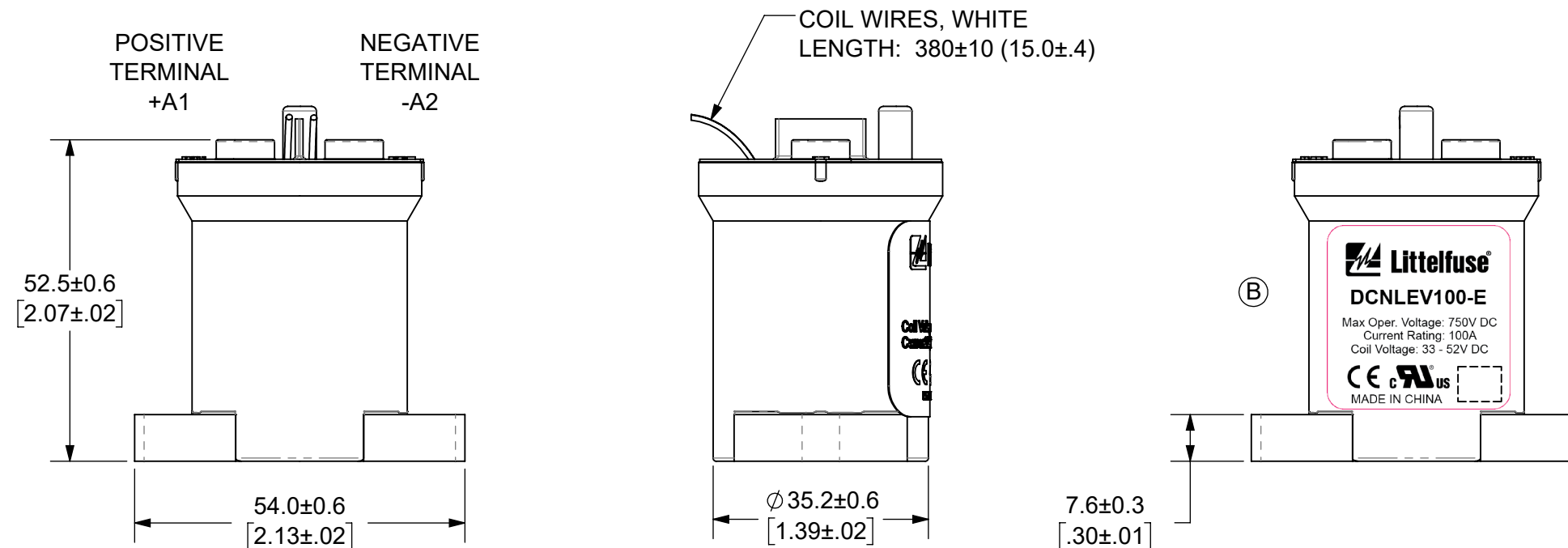
THIS DRAWING AND THE INFORMATION CONTAINED WITHIN IT ARE CONFIDENTIAL AND MAY NOT BE COPIED OR DISCLOSED WITHOUT THE WRITTEN PERMISSION OF LITTELFUSE.

REVISIONS

| ZONE | REV. | DESCRIPTION | DATE | APPROVED |
|--------|------|--------------------------------------|------------|----------|
| | A | INITIAL RELEASE. GCF 500000021764 | 12/16/2019 | DGK |
| C4, D3 | B | UPDATED LABEL AND NOTE 7. ECR 522500 | 7/28/2020 | DGK |



- NOTES: UNLESS OTHERWISE SPECIFIED
- CONTACT ARRANGEMENT: SPST-NO
 - CONTINUOUS CURRENT RATING: 100 AMPS
 - CONTACT VOLTAGE RATING: 12 - 750 VDC
 - CONTACT TERMINALS POLARIZED
 - HARDWARE: NONE
 - WEIGHT: 190 GRAMS (6.7 OZ.)
 - CERTIFICATIONS:
 -
 - UL RECOGNIZED FOR CANADA AND THE UNITED STATES.
 - EUROPEAN ECONOMIC AREA RECOGNIZED.
 - RoHS COMPLIANT



ENGINEERING DESIGN DATA

| COIL DATA | | | | | | SHORT CIRCUIT | DIELECTRIC VOLTAGE | ELECTRICAL LIFE |
|--------------------|-----------------------|-----------------------|------------------------|--------------------|-----------------|----------------------|--------------------|------------------------|
| COIL VOLTAGE (VDC) | NOMINAL POWER (WATTS) | PICK-UP VOLTAGE (VDC) | DROP-OUT VOLTAGE (VDC) | MAX. VOLTAGE (VDC) | HOLDING CURRENT | MAX, 1/2 CYCLE, 60Hz | (VRMS) | 100A @ 450VDC (CYCLES) |
| 48 | 6.0 | 33 | 4.8 | 52 | 122mA | 1250 A | 2,200 | 10,000 |

INTERPRET DRAWING TO ANSI/ASME Y14.5-1994.

| | |
|-----|--|
| | FIT/ FUNCTION CRITICAL CHARACTERISTICS SYMBOL |
| <S> | SAFETY/ COMPLIANCE CRITICAL CHARACTERISTICS SYMBOL |
| CPK | DENOTES CPK DIMENSIONS MINIMUM CPK VALUE |
| | DENOTES A CHARACTERISTIC THAT PROVIDES AN INDICATION OF PROCESS PERFORMANCE PROCEDURE FOR MEASUREMENT AND TRACKING TO BE DEFINED IN LITTELFUSE INSPECTION INSTRUCTIONS |
| CP | DENOTES CP DIMENSIONS, -MINIMUM CP VALUE MUST BE WITHIN THE DIMENSIONAL LIMITATIONS SHOWN ON DRAWING AND INITIALLY LOCATED TO ALLOW FOR MAXIMUM TOOL LIFE |

DIMENSION: MM TOLERANCES UNLESS OTHERWISE SPECIFIED
 ONE PLACE DECIMAL ± 0.5 THREE PLACES DECIMAL ± 0.100
 TWO PLACES DECIMAL ± 0.20 ANGULAR ± 2°

| | | |
|------------------------------|------------|---|
| NAME | DATE | Expertise Applied Answers Delivered TITLE DC CONTACTOR, 100 AMP 48 VDC |
| DRAWN DGK | 11/20/2019 | |
| CHECKED AH | 12/13/2019 | |
| - | - | |
| FORM NO: CVP-PE40-0004 REV A | | SIZE B |
| THIRD ANGLE PROJECTION | | DWG. NO. OL-DCNLEV100-E |
| | | OUTLINE REV. B |
| DO NOT SCALE DRAWING | | SCALE 1:1 |
| | | SHEET 1 OF 1 |