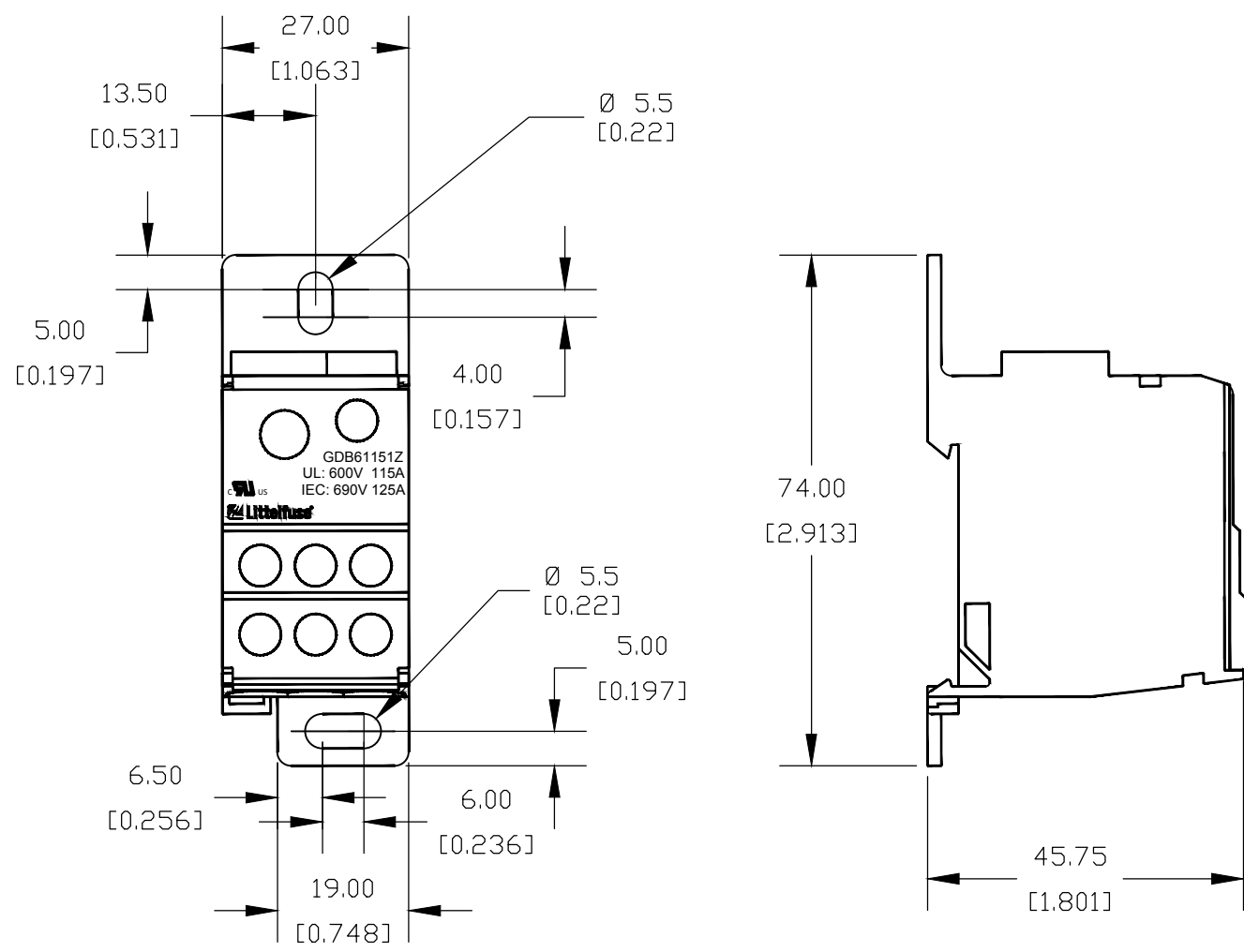

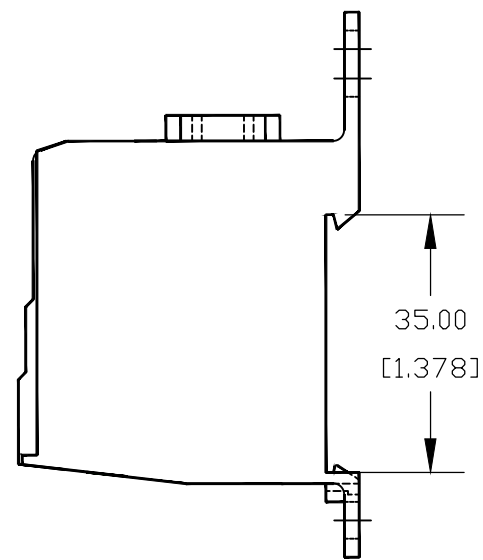
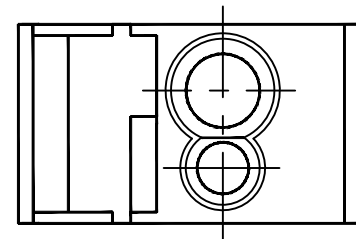
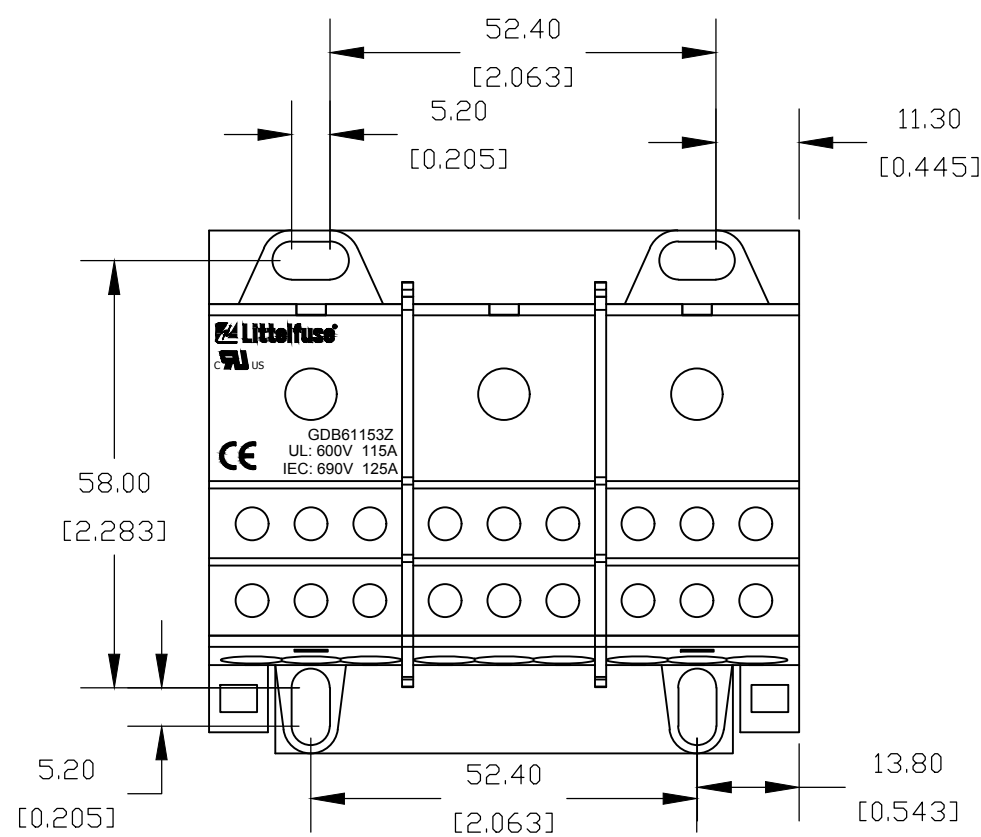
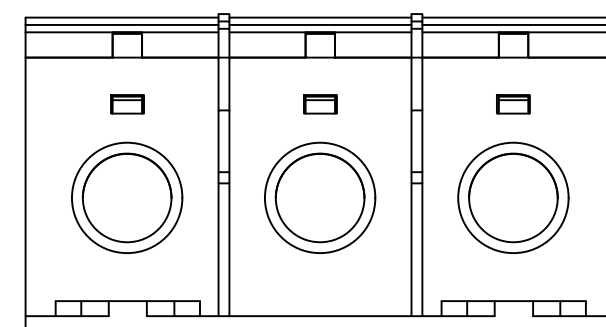
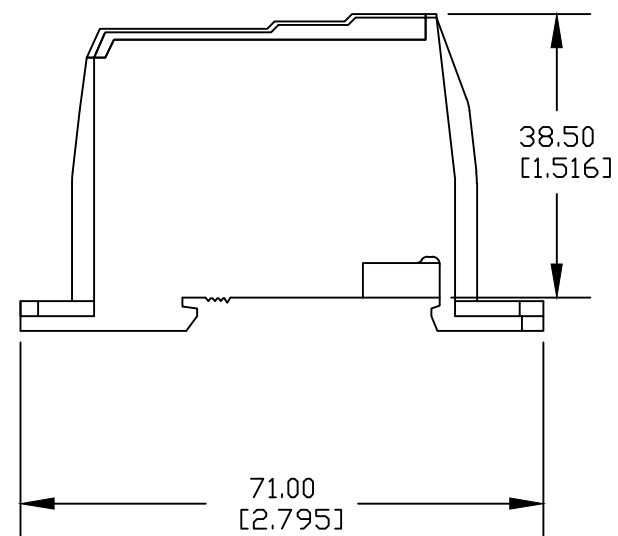
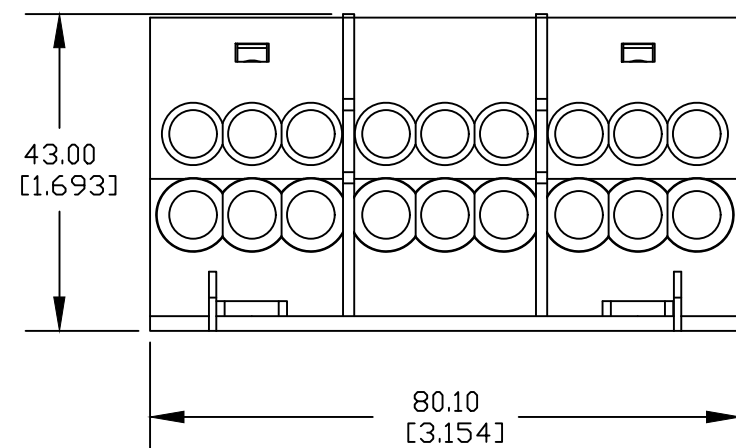


PART NO.	GDB61151Z
	GDB61151Z
	GDB61153Z

GDB61151Z



GDB61153Z



LTR	DATE	REVISION	CHK	APD
A	4/17/18	519180GCP - RELEASE MRY		

- NOTES:
- AGENCY INFORMATION:  
UL FILE NO. E309688
  - MATERIALS:  
INSULATOR-THERMOPLASTIC  
CONNECTOR-BRASS
  - TERMINATION:  
1-POLE:  
LINE: (1) 2-8 AWG  
(1) 6-10 AWG  
LOAD: 4-14 AWG  
  
3-POLE:  
LINE: 2-8 AWG  
LOAD: 4-14 AWG
  - RATINGS:  
600V  
MAXIMUM AMP PER POLE- 115A
  - TORQUE:  
LINE: 31 IN-LB  
LOAD: 17.5 IN-LB

UNLESS OTHERWISE SPECIFIED, DIMENSIONS DO NOT INCLUDE PLATING.			
●	DENOTES CRITICAL CHARACTERISTICS.		
CPK	DENOTES CPK DIMENSIONS,-MINIMUM CPK VALUE		
(ST)	DENOTES A CHARACTERISTIC THAT PROVIDES AN INDICATION OF PROCESS PERFORMANCE. PROCEDURE FOR MEASUREMENT AND TRACKING TO BE DEFINED IN LITTELFUSE INSPECTION INSTRUCTIONS.		
CP	DENOTES CP DIMENSIONS,-MINIMUM CP VALUE MUST BE WITHIN THE DIMENSIONAL LIMITATIONS SHOWN ON DRAWING AND INITIALLY LOCATED TO ALLOW FOR MAXIMUM TOOL LIFE.		
MATERIAL SPEC			
COPIES TO			
1 9 18	FINISH		
2 10 19			
3 12 20			
4 13 21	DRW	M YORK	DATE 4/9/18
5 14 23	CHK		DATE
6 15 33	APPD		DATE
7 16 43			RAW STK WT
8 17 53			LBS/M
TITLE			
GDB6115 SERIES DISTRIBUTION BLOCK OUTLINE			
Littelfuse® CHICAGO, ILLINOIS 60631		REVISION A	DRWG. NO. DL-GDB6115
			FINAL

CAD GENERATED DRAWING - NO PENCIL CHANGES ALLOWED