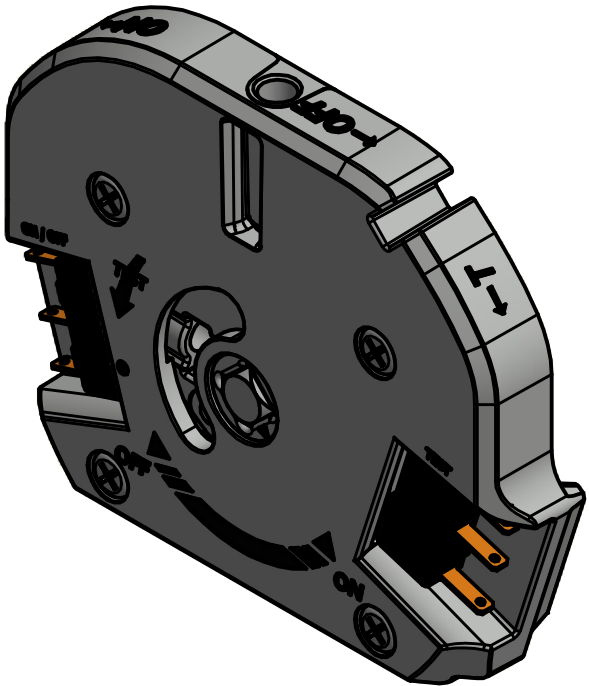
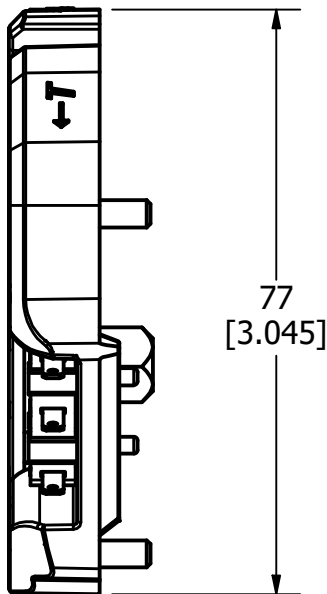
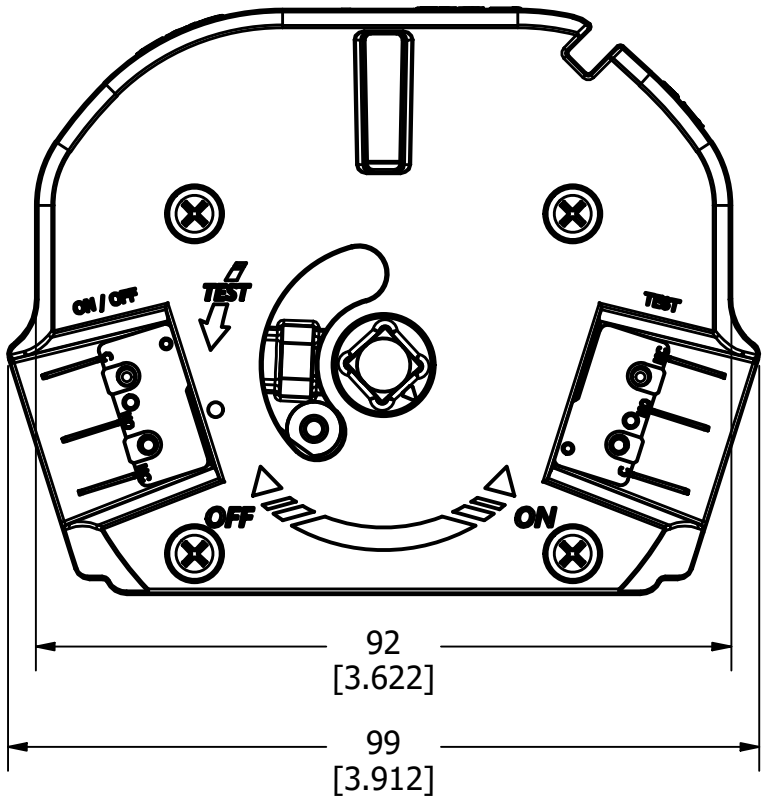
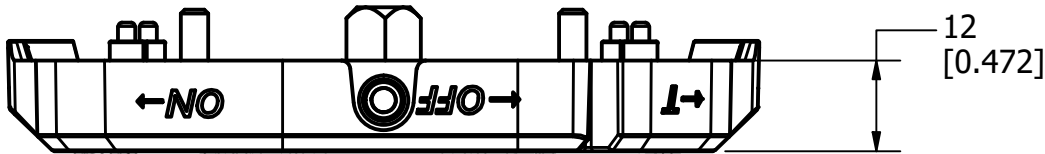


| | |
|-------------|-------------|
| PART NUMBER | UPC CODE |
| LDM3AMB1 | 07945831149 |



| REVISION | | |
|----------|--------|-------------------------|
| REV | DATE | DESCRIPTION |
| A | 5/5/23 | 526436GCP - RELEASE MRY |

| | | | | |
|---|--|-----------------|----------------------|----------------------------|
| 1 | | | | |
| NO | COMPONENT NO | DESCRIPTION | QTY/M | U/M |
| BILL OF MATERIAL | | | | |
| <S> | CRITICAL CHARACTERISTIC FOR PART SAFETY/COMPLIANCE | | | |
| ● | DENOTES CRITICAL CHARACTERISTICS. | | | |
| CPK | DENOTES CPK DIMENSIONS, -MINIMUM CPK VALUE | | | |
| ST | DENOTES A CHARACTERISTIC THAT PROVIDES AN INDICATION OF PROCESS PERFORMANCE. PROCEDURE FOR MEASUREMENT AND TRACKING TO BE DEFINED IN LITTELFUSE INSPECTION INSTRUCTIONS. | | | |
| CP | DENOTES CP DIMENSIONS, -MINIMUM CP VALUE MUST BE WITHIN THE DIMENSIONAL LIMITATIONS SHOWN ON DRAWING AND INITIALLY LOCATED TO ALLOW FOR MAXIMUM TOOL LIFE. | | | B |
| MATL SPEC | | | FINISH | |
| DRW myork | | DATE 12/16/2022 | SCALE NTS | FINISH GOOD WT GRAMS/PIECE |
| UNLESS OTHERWISE SPECIFIED, DIMENSIONS ARE IN MILLIMETERS, DIMENSIONS IN BRACKETS [] ARE INCHES DIMENSIONING AND DO NOT INCLUDE PLATING. TOLERANCING TO BE INTERPRETED IN ACCORDANCE WITH ANSI Y14.5M-1994 | | | | |
| 3RD ANGLE PROJECTION | | | | |
| TITLE STANDARD AUX CONTACT HOLDER 30-60A OUTLINE | | | | |
| Littelfuse® CHICAGO, ILLINOIS 60631 | | REVISION A | DRWG NO. OL-LDM3AMB1 | SHEET 1 OF 1 |