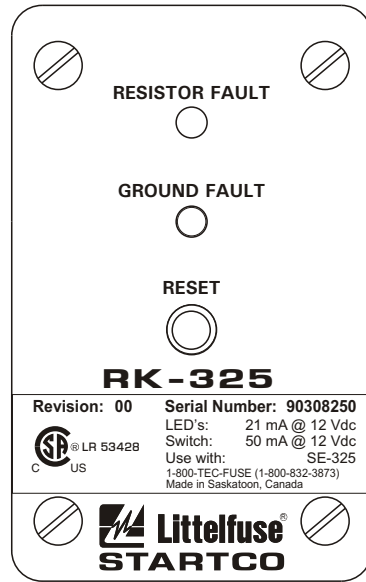
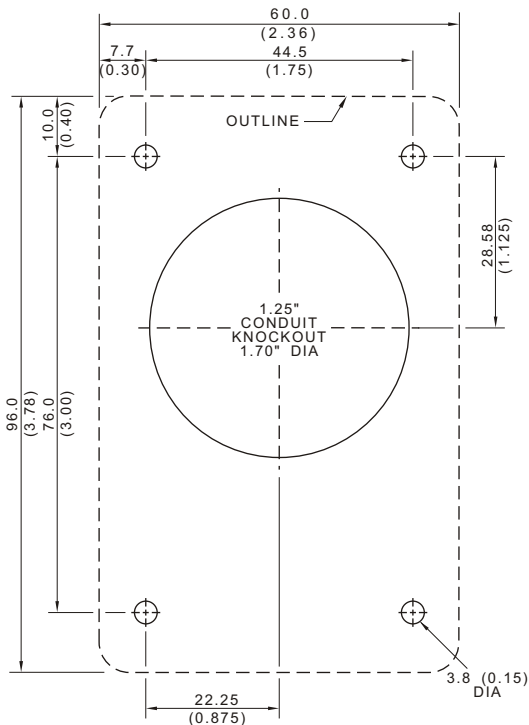




SIDE VIEW



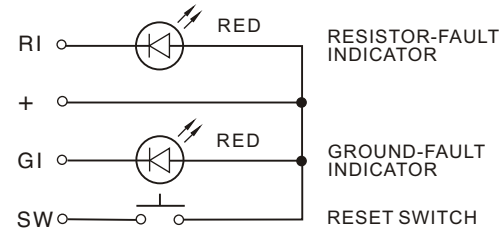
FRONT VIEW



MOUNTING DETAIL

NOTES:

1. DIMENSIONS IN MILLIMETRES (INCHES).
2. NEMA 1.



INTERNAL SCHEMATIC

NOTES:

1. TERMINAL MARKINGS CORRESPOND TO TERMINAL MARKINGS ON THE SE-325.
2. SEE SE-325 MANUAL FOR MORE INFORMATION.
3. MANUALS ARE AVAILABLE AT www.startco.ca

RK-325

REMOTE INDICATION-AND-RESET ASSEMBLY FOR SE-325
MOUNTING SCREWS, LOCKNUTS AND DRILLING TEMPLATE ARE INCLUDED.

LED'S: 21 mA @ 12 Vdc
RESET SWITCH: 50 mA @ 12 Vdc



Copyright © 2011
Printed in Canada
181011