

6

5

4

3

2

1

REVISIONS

REV.	DESCRIPTION	DATE	GCF / ECR	DESIGNED	APPROVED
A	Initial Release	30-Jan-23		L.Dal Molin	M.Tinto

D

D

C

C

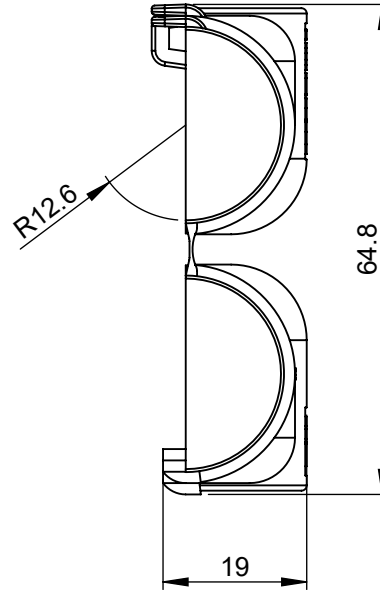
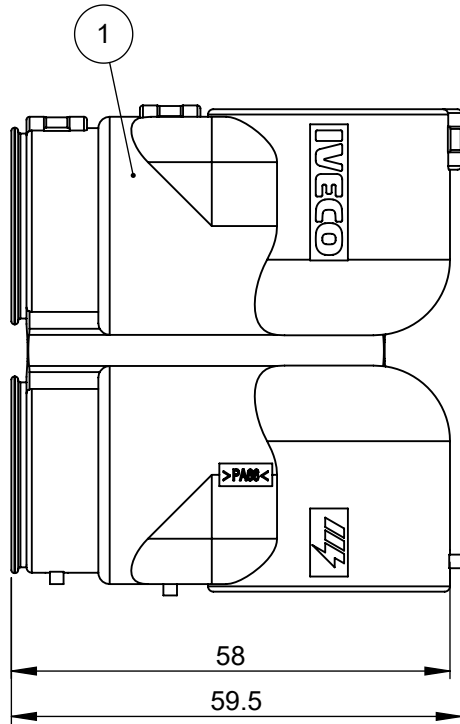
B

B

A

A

THIS DRAWING AND THE INFORMATION CONTAINED WITHIN IT ARE CONFIDENTIAL AND MAY NOT BE COPIED OR DISCLOSED WITHOUT THE WRITTEN PERMISSION OF LITTELFUSE.



1	Cont. protection	Polyamide	1
POS.	DESCRIPTION	MATERIAL	Q.ty

DIMENSIONS AND TOLERANCES IN MILLIMETERS, DEFINED ACCORDING TO ISO 1101-2017.

linear dimensions

0,5 3	>3 6	>6 30	>30 120	>120 400	>400 1000	>1000 2000
±0,2	±0,3	±0,5	±0,8	±1,2	±2	±3

angle (for range of lengths)

up to 10	>10 50	>50 120	>120 400
±1°30'	±1°	±0°30'	±0°15'

●	FIT/ FUNCTION CRITICAL CHARACTERISTICS SYMBOL
<S>	SAFETY/ COMPLIANCE CRITICAL CHARACTERISTICS SYMBOL
CPK	DENOTES CPK DIMENSIONS MINIMUM CPK VALUE
ST	DENOTES A CHARACTERISTIC THAT PROVIDES AN INDICATION OF PROCESS PERFORMANCE.PROCEDURE FOR MEASUREMENTAND TRACKINGTO BE DEFINED IN LITTELFUSE INSPECTION INSTRUCTIONS
CP	DENOTES CP DIMENSIONS, -MINIMUM CP VALUE MUST BE WITHIN THE DIMENSIONAL LIMITATIONS SHOWN ON DRAWING AND INITIALLY LOCATED TO ALLOW FOR MAXIMUM TOOL LIFE

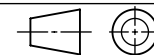
	NAME	DATE
DRAWN	L.Dal Molin	30 Jan 2023
CHECKED	-	-
	-	-
	-	-



Expertise Applied | Answers Delivered

FORM NO. CVP-PE40-0013 REV A
FIRST ANGLE PROJECTION

TITLE
CONT. PROTECTION



SIZE: A4 DWG. NO. OL-00227100 OUTLINE REV. A

DO NOT SCALE DRAWING

SCALE 1:1 SHEET 1 OF 1

6

5

4

3

2

1