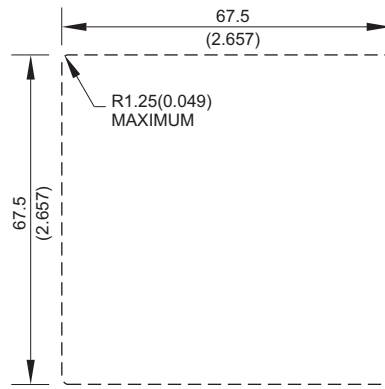


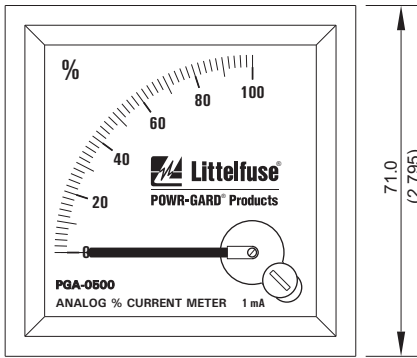
TOP



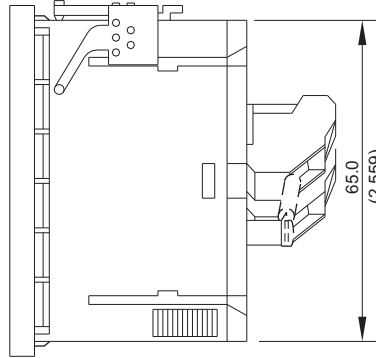
MOUNTING CUTOUT

NOTES:

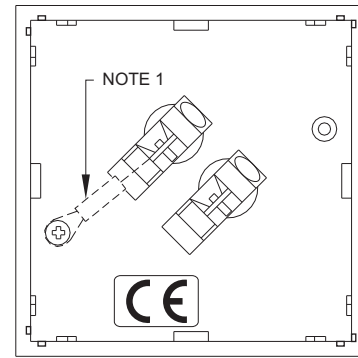
1. PGA-05CV CONVERSION KIT ONLY REQUIRED WHEN CONNECTED TO 0-5 V ANALOG OUTPUT. SEE PGA-05CV INSTALLATION DETAIL.
2. DIMENSIONS IN MILLIMETRES (INCHES).



FRONT

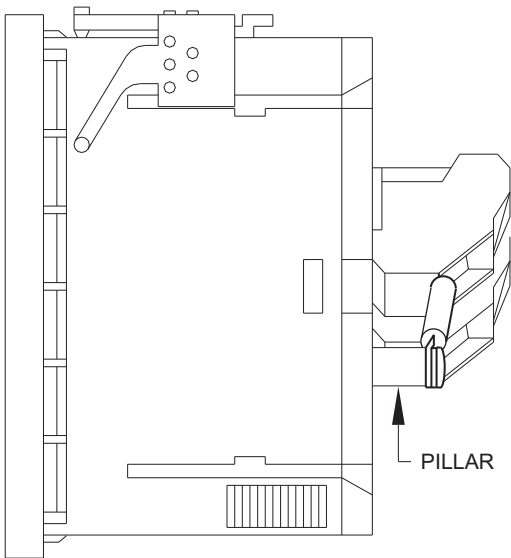


SIDE

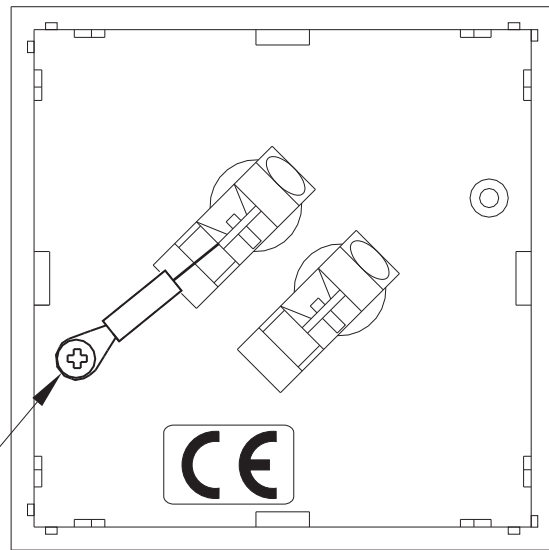


REAR

PGA-0500 ANALOG PERCENT CURRENT METER



SIDE



REAR

NOTES:

1. INSTALLATION INSTRUCTIONS:
 - LOOSEN TERMINAL BLOCK SCREW.
 - INSERT RESISTOR ASSEMBLY LEAD INTO TERMINAL.
 - POSITION RESISTOR ASSEMBLY LUG OVER PILLAR.
 - FASTEN TO PILLAR USING LOCK WASHER AND SCREW PROVIDED.
 - TIGHTEN TERMINAL BLOCK SCREW.

ATTENTION: PGA-05CV SHOULD ONLY BE INSTALLED WHEN PGA-0500 IS USED WITH 0-5 V ANALOG OUTPUT

PGA-05CV INSTALLATION DETAIL