

# 977 Series

## 5 x 20mm, Time-Lag (Slo-Blo®) Fuse



### Description

The 977 Series is a 450Vdc/500Vac rated, 5x20mm, Time-Lag, surge withstand, ceramic body, cartridge fuse.

### Features & Benefits

- Designed to International (IEC) Standards for use globally
- Follows the IEC 60127-2, Sheet 5 specification for Time-Lag Fuses
- Available in Cartridge and Axial lead Form
- ROHS-compliant and lead-free (Pb-free)

### Applications

- Inverter in LCD backlight unit
- DC side of air-conditioners
- 3-phase power supplies
- Higher Energy and Power Efficient applications.

### Additional Information



Resources



Accessories



Samples

### Agency Approvals

Agency	Agency File Number	Ampere Range
	Cartridge: NBK040609-JP1021A	2A – 5A
	NBK040609-JP1021C	6.3A – 12A
	NBK100408-JP1021A	16A
	Leaded: NBK040609-JP1021B	2A – 5A
	NBK040609-JP1021D	6.3A – 12A
	NBK100408-JP1021B	16A
	1410854	0.5A – 8A
	N/A	0.5A – 16A
	N/A	0.5A – 16A
	E10480	0.5A – 16A

### Electrical Characteristics for Series

% of Ampere Rating	Ampere Rating	Opening Time
150%	0.5A – 8A	60 minutes, Minimum
	2A – 3.15A	60 minutes, Minimum
	4A – 6.3A	60 minutes, Minimum
	8A – 16A	30 minutes, Minimum
210%	0.5A – 8A	30 minutes, Maximum
	2A – 3.15A	30 minutes, Maximum
	4A – 6.3A	30 minutes, Maximum
275%	0.5A – 8A	250 ms. Min.; 80 secs. Max.
	2A – 3.15A	750 ms. Min.; 80 secs. Max.
	4A – 6.3A	750 ms. Min.; 80 secs. Max.
	8A – 16A	750 ms. Min.; 80 secs. Max.
400%	0.5A – 8A	50 ms, Min.; 5 secs. Max.
	2A – 3.15A	95 ms, Min.; 5 secs. Max.
	4A – 6.3A	150 ms, Min.; 5 secs. Max.
	8A – 16A	150 ms, Min.; 5 secs. Max.
1000%	0.5A – 8A	5 ms, Min.; .150 ms, Max.
	2A – 3.15A	10 ms, Min.; .150 ms, Max.
	4A – 6.3A	10 ms, Min.; .150 ms, Max.
	8A – 16A	10 ms, Min.; .150 ms, Max.

# 977 Series

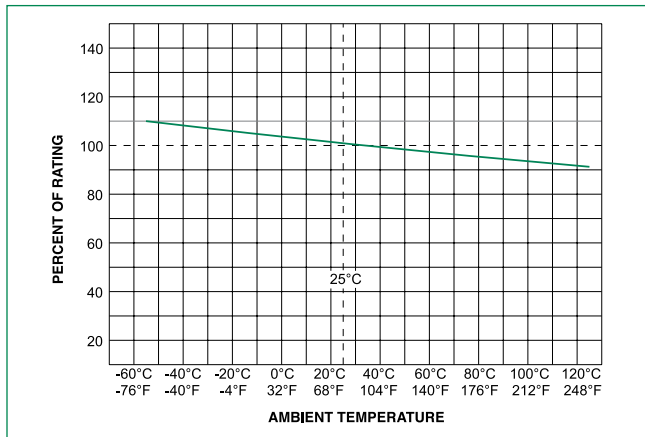
## 5 x 20mm, Time-Lag (Slo-Blo®) Fuse

### Electrical Characteristic

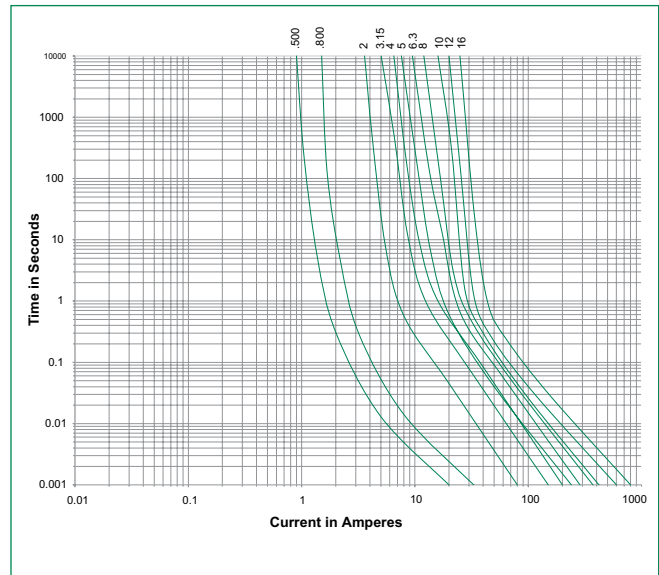
Amp Code	Amp Rating	Voltage Rating		Interrupting Rating	Nominal Cold Resistance (milli-ohms)	Nominal Melting I <sup>2</sup> t (A <sup>2</sup> sec.)	Agency Approvals				
		AC	DC				cULus	CE	UKCA	PP	Ⓢ
.500	0.5	500	450	100A @ 500Vac 200A @ 450Vdc	945.0	0.3	x	x	x	-	x
.800	0.8	500	450		417.0	0.8	x	x	x	-	x
002.	2	500	450		44.5	17	x	x	x	x	x
3.15	3.15	500	450		27.5	58	x	x	x	x	x
004.	4	500	450		18.4	124	x	x	x	x	x
005.	5	500	450		11.9	91	x	x	x	x	x
06.3	6.3	500	450		9.1	188	x	x	x	x	x
008.	8	500	450		8.0	233	x	x	x	x	x
010.	10	500	450		7.2	249	x	x	x	x	-
012.	12	500	450		5.8	388	x	x	x	x	-
016.	16	500	450		3.9	725	x	x	x	x	-

Note: I<sup>2</sup>t test at 10x rated current.

### Temperature Re-rating Curve

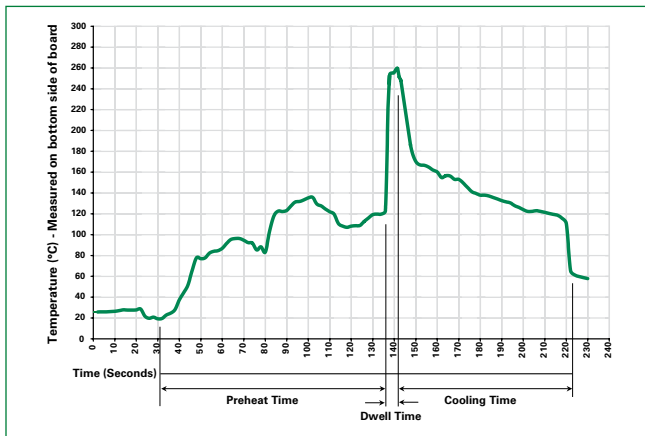


### Average Time Current Curves



**977 Series**

5 x 20mm, Time-Lag (Slo-Blo®) Fuse

**Soldering Parameters - Wave Soldering**

## Recommended Process Parameters:

Wave Parameter	Lead-Free Recommendation
Preheat: (Depends on Flux Activation Temperature)	(Typical Industry Recommendation)
Temperature Minimum:	100°C
Temperature Maximum:	150°C
Preheat Time:	60-180 seconds
Solder Pot Temperature:	260°C Maximum
Solder Dwell Time:	2-5 seconds

## Recommended Hand-Solder Parameters:

Solder Iron Temperature: 350°C +/- 5°C

Heating Time: 5 seconds max.

**Note:** These devices are not recommended for IR or Convection Reflow process.**Product Characteristics**

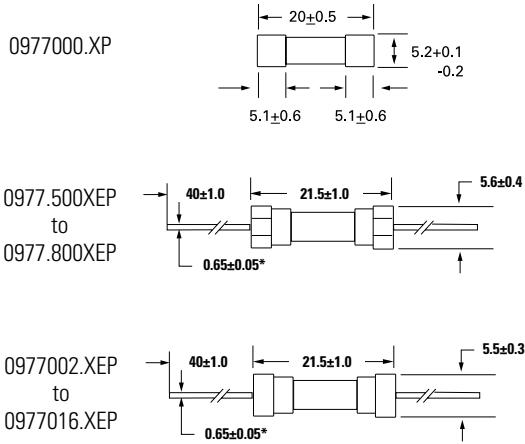
<b>Materials</b>	<b>Body:</b> Ceramic <b>Cap:</b> Nickel-plated Brass <b>Leads:</b> Tin-plated Copper
<b>Terminal Strength</b>	MIL-STD-202, Method 211, Test Condition A
<b>Solderability</b>	MIL-STD-202 Method 208
<b>Product Marking</b>	<b>Cap 1:</b> Brand logo, current and voltage ratings <b>Cap 2:</b> Series and agency approval markings

<b>Operating Temperature</b>	-55°C to +125°C
<b>Thermal Shock</b>	MIL-STD-202, Method 107, Test Condition B (5 cycles, -65°C to +125°C)
<b>Vibration</b>	MIL-STD-202, Method 201
<b>Humidity</b>	MIL-STD-202, Method 103, Test Condition A (High RH (95%) and elevated temp (40°C) for 240 hours)
<b>Salt Spray</b>	MIL-STD-202, Method 101, Test Condition B

# 977 Series

## 5 x 20mm, Time-Lag (Slo-Blo®) Fuse

### Dimensions



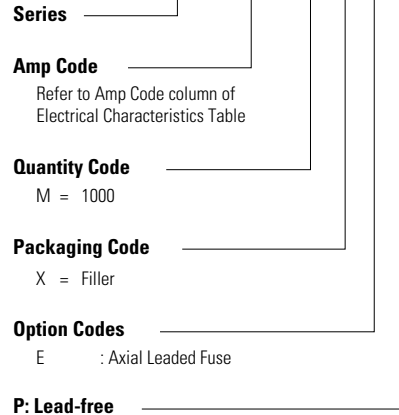
All dimensions in mm

**Notes:**

- \* Ratings above 5A 1.0±0.05 diameter lead.
- \* For 977 16A 1.2±0.05 diameter lead.

### Part Numbering System

**0977 xxxx M X E P**



Others : Special options.  
Please call Littelfuse for detail.

### Packaging

Packaging Option	Packaging Specification	Quantity	Quantity & Packaging Code	Reel Size
<b>977 Series</b>				
Bulk	N/A	1000	MX	N/A
Bulk	N/A	1000	MXE	N/A

**Disclaimer Notice** - Information furnished is believed to be accurate and reliable. However, users should independently evaluate the suitability of and test each product selected for their own applications. Littelfuse products are not designed for, and may not be used in, all applications. Read complete Disclaimer Notice at: [www.littelfuse.com/disclaimer-electronics](http://www.littelfuse.com/disclaimer-electronics).