

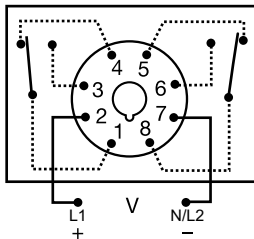
# Time Delay Relays

## INTERVAL

TDI / TDIH / TDIL Series



### Wiring Diagram



Relay contacts are isolated.

### Ordering Information

MODEL	INPUT VOLTAGE	TIME DELAY	LED
TDI120AL	120 V ac	1–1023 s in 1 s increments	Yes
TDI12D	12 V dc	1–1023 s in 1 s increments	No
TDIH24AL	24 V ac	10–10,230 s in 10 s increments	Yes
TDIL120AL	120 V ac	0.1–102.3 s in 0.1 s increments	Yes
TDIL24DL	24 V dc/28 V dc	0.1–102.3 s in 0.1 s increments	Yes

### Description

The TDI series is an interval timer that combines accurate digital circuitry with isolated, 8 A rated, DPDT relay contacts in an 8-pin plug-in package. The TDI series features DIP switch selectable time delays ranging from 0.1 to 10,230 seconds in three ranges. The TDI series is the product of choice for custom control panel and OEM designers.

#### Operation (Interval)

Upon application of input voltage, the time delay begins. The output relay is energized during the time delay. At the end of the time delay, the output de-energizes and remains de-energized until input voltage is removed.

**Reset:** Removing input voltage resets the time delay and the output.

### Features & Benefits

FEATURES	BENEFITS
<b>Digital circuitry</b>	Repeat Accuracy + / - 0.1 %, Setting accuracy + / - 2 %
<b>Isolated, 8 A, DPDT output contacts</b>	Allows control of loads with independent voltage sources
<b>DIP switch adjustment</b>	Provides first time setting accuracy
<b>Industry standard octal plug connection</b>	Eliminates need for special connectors
<b>LED indication (select models)</b>	Provides visual indication of timing and output status

### Accessories



**OT08PC 8-pin Octal Socket for UL listing\***  
8-pin 35 mm DIN-rail or surface mount. Rated at 10 A @ 600 V ac. Surface mounted with two #6 screws or snaps onto a 35 mm DIN rail.



**C103PM (AL) DIN Rail**  
35 mm aluminum DIN rail available in a 36 in. (91.4 cm) length.

# Time Delay Relays

## INTERVAL

### Specifications

#### Time Delay

<b>Type</b>	Digital integrated circuitry
<b>Range</b>	0.1–102.3 s in 0.1 s increments 1–1023 s in 1 s increments 10 – 10,230 s in 10 s increments
<b>Repeat Accuracy</b>	±0.1 %
<b>Setting Accuracy</b>	±2 %
<b>Reset Time</b>	≤ 150 ms
<b>Time Delay vs Temp. &amp; Voltage</b>	±5 %
<b>Indicator</b>	LED glows during timing; relay is energized

#### Input

<b>Voltage</b>	12, 24 V dc; 24, 120 V ac
<b>Tolerance</b>	
<b>12 V dc &amp; 24 V dc/Ac</b>	-15 %–+20 %
<b>120 V ac</b>	-20 %–+10 %
<b>AC Line Frequency</b>	50/60 Hz
<b>Power Consumption</b>	≤ 3.25W

#### Output

<b>Type</b>	Electromechanical relay
<b>Form</b>	DPDT
<b>Rating</b>	8 A resistive @ 120/240 V ac; 1/3 hp @ 120/240 V ac
<b>Life</b>	Mechanical - 1 x 10 <sup>7</sup> ; Electrical - 1 x 10 <sup>6</sup>

#### Protection

<b>Polarity</b>	Dc units are reverse polarity protected
<b>Isolation Voltage</b>	≥ 1500 V rms input to output

#### Mechanical

<b>Mounting</b>	Plug-in socket
<b>Dimensions</b>	<b>H</b> 44.45 mm (1.75"); <b>W</b> 60.33 mm (2.38"); <b>D</b> (with socket) 104.78 mm (4.13") Octal 8-pin plug-in

#### Termination

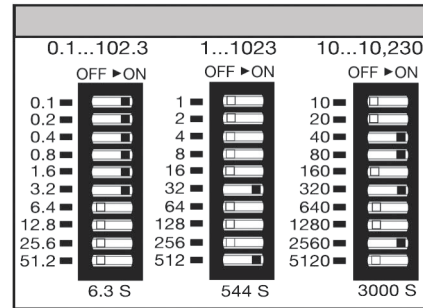
#### Environmental

<b>Operating/Storage</b>	
<b>Temperature</b>	-20 °C to 65 °C / -30 °C to 85 °C
<b>Weight</b>	≈ 4 oz (113 g)
<b>Safety Marks</b>	
<b>UL (socket required)*</b>	UL 508 (E57310)

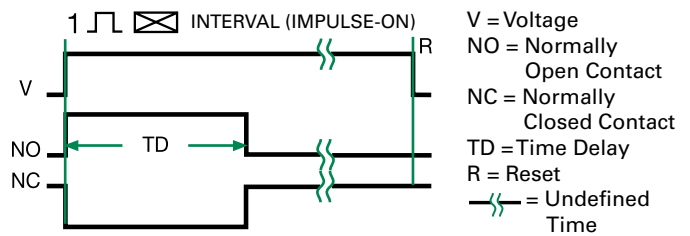
\*UL Listed when used with Part Number OT08-PC or RB08-PC manufactured by Custom Connector Corp.

**Note:** Manufacturer's recommended screw terminal torque for the OT Series sockets is 12 in-lbs.

### Digi-Set Binary Switch Operation



### Function Diagram



**Disclaimer Notice** – Information furnished is believed to be accurate and reliable. However, users should independently evaluate the suitability of and test each product selected for their own applications. Littelfuse products are not designed for, and may not be used in, all applications. Read complete Disclaimer Notice at [www.littelfuse.com/product-disclaimer](http://www.littelfuse.com/product-disclaimer).