


Leaded Thermistors

NXK Series

Epoxy-Coated, Kynar-Insulated NTC Thermistor

REACH RoHS



Description

The NXK series miniature, leaded, epoxy-coated thermistors are versatile sensors suitable for applications where low cost is a primary consideration. The NXK series is manufactured using the same state-of-the-art manufacturing techniques as those used to produce the Littelfuse precision interchangeable devices. The result is a product with superior, long-term reliability characteristics suitable for temperature measurement, temperature control, and temperature compensation applications. These thermistors feature Kynar-insulated lead wires and are epoxy-encapsulated for optimum performance. Options include non-standard resistance values and tolerances, special lead materials and lengths, and point matching at specified temperatures.

Features

- Kynar-insulated lead wires
- Low cost
- Epoxy-encapsulated
- Small size
- Fast thermal response time
- High stability

Benefits

- Precision accuracy
- Superior reliability
- Cost-effective
- High reliability
- Versatility

Applications

- Automotive
- Medical devices
- Wind turbines
- Personal computers
- Aerospace devices
- Fire alarms
- Temperature measurement, control, and compensation applications

Leaded Thermistors

NXK Series

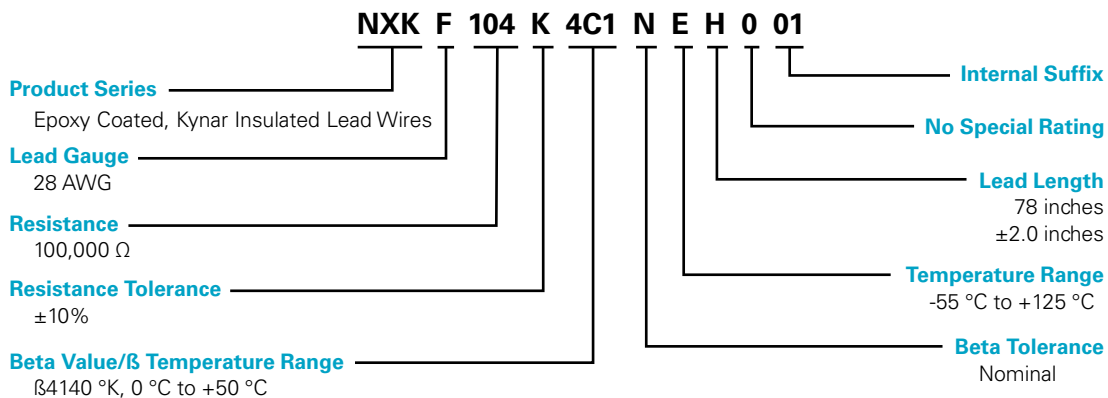
Specifications

PART NUMBER	RESISTANCE IN OHMS AT 25 °C (Ω)	RESISTANCE TOLERANCE ± % @ 25 °C	BETA K 0-50 °C	OPERATING TEMPERATURE MAX °C	TEMPERATURE COEFFICIENT @ 25 °C	RESISTANCE-TEMPERATURE CURVE
NXKE103K3T1NEE001	10000	10	3892	125	-4.4% / °C	J
NXKF104K4C1NEH001	100000	10	4140	125	-4.68% / °C	R

Certification & Compliance

REACH	Reach Regulation (EC) No. 1907/2006
RoHS	RoHS 2 Directive 2011/65/EU; Directive (EU) 2015/863

Part Numbering System



Ordering Information

CATALOG NUMBER	PACKAGING
NXKE103K3T1NEE001	Bulk
NXKF104K4C1NEH001	Bulk

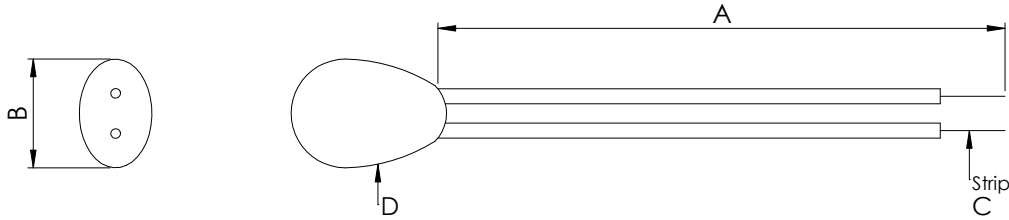
Electrical Specifications

RESISTANCE (25 °C) Ω	RESISTANCE TOLERANCE, ±%	ACCURACY (± °C)	TEMP. COEFFICIENT (%/°C)	BETA (K)	TEMP RATING (°C)	LEAD WIRE
100 to 100000	1 to 10	0.1 ~ 1	3.31 to 4.4	2000 ~ 5000	-80 ~ +135	Solid Conductor Kynar Insulated

Leaded Thermistors

NXK Series

Dimensions Inches (mm)



A	B	C	D
0.50" ± 0.15" to 80.00" ± 2.00" (12.70mm ± 3.81mm to 2032 mm ± 50.80mm)	0.060" to 0.095" (1.524 to 2.413 mm)	0.250" ± 0.007" (6.35 ± 0.1778 mm) Strip length	Epoxy Coating

Disclaimer Notice – Information furnished is believed to be accurate and reliable. However, users should independently evaluate the suitability of and test each product selected for their own applications. Littelfuse products are not designed for, and may not be used in, all applications. Read complete Disclaimer Notice at www.littelfuse.com/product-disclaimer.