


Surface Mount Thermistors

NSKR Series

End-Banded NTC Thermistor

REACH RoHS



Description

The NSKR series surface-mount, end-banded chip thermistors are designed for use on hybrid substrates, integrated circuits, and printed circuit boards. They have a solder-coated metallization that is suitable for various contact techniques including wire bond, epoxy, or solder. Since these thermistors are manufactured using the most advanced equipment and technology available, their dimensional parameters are extremely uniform making the devices especially suitable for use with automatic handling and placement equipment. The NSKR series offers a highly reliable structure and exceptional accuracy. Options include non-standard resistance values and tolerances as well as tape and reel packaging. These thermistors are used in a variety of industrial applications.

Features

- Surface-mountable
- Wide resistance range
- Highly reliable structure
- EIA size: 0805
- Rated to 125 °C operating temperature
- Small size
- Nickel barrier
- Extremely accurate values

Benefits

- Efficient
- Cost-effective
- Small components/small footprint
- Simpler and faster operation for automated assembly
- Improves mechanical performance
- Design flexibility

Applications

- Battery packs
- Automotive electronics
- Mobile communication devices
- Consumer electronics
- Household electronics
- Medical equipment
- Industrial electronics and automation

Surface Mount Thermistors

NSKR Series

Specifications

PART NUMBER	RESISTANCE IN OHMS AT 25 °C (Ω)	RESISTANCE TOLERANCE ± % @ 25 °C	BETA K 0–50 °C	OPERATING TEMPERATURE MAX °C	TEMPERATURE COEFFICIENT @ 25 °C	RESISTANCE- TEMPERATURE CURVE
NSKR103F3J2FET001	10000	1	3330	125	-3.82% / °C	E1
NSKR103J3J2NET001	10000	5	3320	125	—	E1
NSKR103J3Q2NET001	10000	5	3569	125	—	G
NSKR473J3V2FET001	47000	5	3909	125	—	J
NSKR503J4C2NET001	50000	5	4024	125	—	L
NSKR680J2R2NET001	68	5	2773	125	—	B

Certification & Compliance

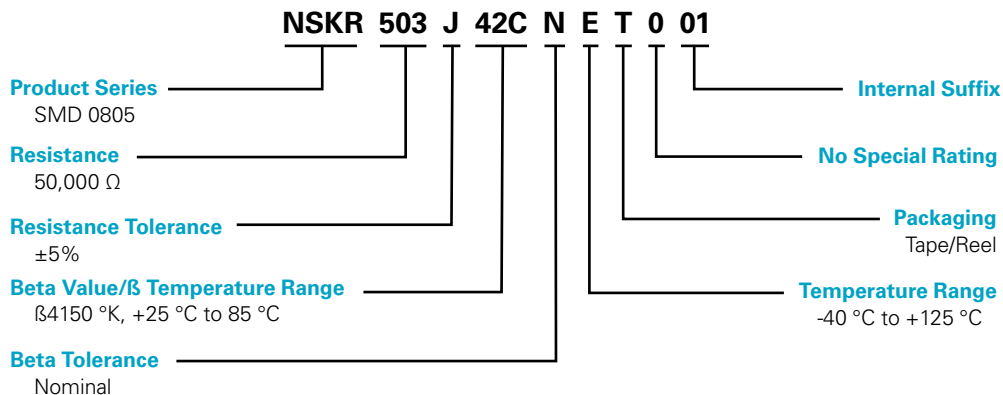
REACH

Reach Regulation (EC) No. 1907/2006

RoHS

RoHS 2 Directive 2011/65/EU; Directive (EU) 2015/863

Part Numbering System



Ordering Information

CATALOG NUMBER	PACKAGING	QUANTITY
NSKR103J3Q2NET001	Tape/Reel	3500 pcs
NSKR503J4C2NET001	Tape/Reel	3500 pcs
NSKR103F3J2FET001	Tape/Reel	4000 pcs
NSKR473J3V2FET001	Tape/Reel	3500 pcs
NSKR680J2R2NET001	Tape/Reel	5000 pcs
NSKR103J3J2NET001	Tape/Reel	3500 pcs

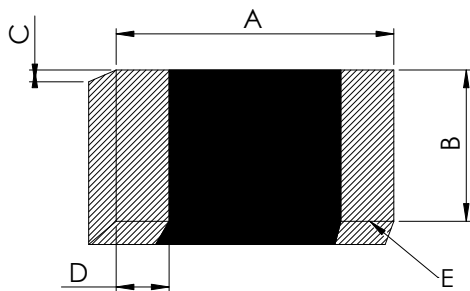
Surface Mount Thermistors

NSKR Series

Electrical Specifications

RESISTANCE (25 °C) Ω	RESISTANCE TOLERANCE, $\pm\%$	TEMP. COEFFICIENT (%/°C)	BETA (K)	TEMP RATING (°C)	POWER RATING (V)
100 to 1000000	1 to 10	3.31 to 4.4	2000 ~ 5000	-55 ~ +150	300 ~ 400

Dimensions Inches (mm)



A	B	C	D	E
0.076" \pm 0.008" (1.9304 \pm 0.2032 mm)	0.049" \pm 0.008" (1.2446 to 0.2032 mm)	0.055" Max (1.397 Max)	0.008" Min (2X) (0.2032 mm Min (2X))	Solder Plated Terminations Ends

Disclaimer Notice – Information furnished is believed to be accurate and reliable. However, users should independently evaluate the suitability of and test each product selected for their own applications. Littelfuse products are not designed for, and may not be used in, all applications. Read complete Disclaimer Notice at www.littelfuse.com/product-disclaimer.