
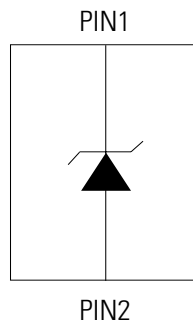


# SC11xx Series

## Discrete Unidirectional TVS Diode



### Pinout and Functional Block Diagram



### Description

Avalanche breakdown diodes fabricated in a proprietary silicon avalanche technology protect each I/O pin to provide a high level of protection for electronic equipment that may experience destructive electrostatic discharges (ESD). These robust diodes can safely absorb repetitive ESD strikes at  $\pm 30\text{kV}$  (contact and air discharge, IEC 61000-4-2) without performance degradation. Additionally, each diode can safely dissipate 80A (SC1105) of 8/20 $\mu\text{s}$  surge current (IEC 61000-4-5 2nd edition) with very low clamping voltages.

### Features

- ESD, IEC 61000-4-2,  $\pm 30\text{kV}$  contact,  $\pm 30\text{kV}$  air
- EFT, IEC 61000-4-4, 40A (5/50ns)
- Lightning, IEC 61000-4-5 2nd edition, 80A ( $t_P=8/20\mu\text{s}$ , SC1105)
- Low clamping voltage
- Low leakage current
- Moisture Sensitivity Level (MSL -1)
- Lead free and RoHS compliant

### Applications

- Switches / Buttons
- Test Equipment / Instrumentation
- Point-of-Sale Terminals
- Medical Equipment
- Notebooks / Desktops / Servers
- Computer Peripherals

Life Support Note:

#### Not Intended for Use in Life Support or Life Saving Applications

The products shown herein are not designed for use in life sustaining or life saving applications unless otherwise expressly indicated.

# SC11xx Series

## Discrete Unidirectional TVS Diode

### Absolute Maximum Ratings

Symbol	Parameter	Value	Units
$T_{OP}$	Operating Temperature	-40 to 125	°C
$T_{STOR}$	Storage Temperature	-55 to 150	°C

**Caution:** Stresses above those listed in "Absolute Maximum Ratings" may cause permanent damage to the component. This is a stress only rating and operation of the component at these or any other conditions above those indicated in the operational sections of this specification is not implied.

### SC1105 Electrical Characteristics ( $T_{OP}=25^{\circ}\text{C}$ )

Parameter	Symbol	Test Conditions	Min	Typ	Max	Units
Reverse Standoff Voltage	$V_{RWM}$	$I_R=1\mu\text{A}$			5.0	V
Breakdown Voltage	$V_{BR}$	$I_R=1\text{mA}$	6.0		7.5	V
Reverse Leakage Current	$I_{LEAK}$	$V_R=5\text{V}$			1.0	$\mu\text{A}$
Clamp Voltage <sup>1</sup>	$V_C$	$I_{PP}=40\text{A}$ , $t_p=8/20\mu\text{s}$ , Fwd		9.3		V
		$I_{PP}=80\text{A}$ , $t_p=8/20\mu\text{s}$ , Fwd		11.8		V
Dynamic Resistance <sup>2</sup>	$R_{DYN}$	TLP, $t_p=100\text{ns}$ , I/O to GND		0.04		$\Omega$
Peak Pulse Current	$I_{PP}$	$t_p=8/20\mu\text{s}$			80	A
ESD Withstand Voltage <sup>1</sup>	$V_{ESD}$	IEC 61000-4-2 (Contact Discharge)	$\pm 30$			kV
		IEC 61000-4-2 (Air Discharge)	$\pm 30$			kV
Diode Capacitance <sup>1</sup>	$C_{I/O-GND}$	Reverse Bias=0V, f=1MHz		660		pF

### SC1115 Electrical Characteristics ( $T_{OP}=25^{\circ}\text{C}$ )

Parameter	Symbol	Test Conditions	Min	Typ	Max	Units
Reverse Standoff Voltage	$V_{RWM}$	$I_R=1\mu\text{A}$			15.0	V
Breakdown Voltage	$V_{BR}$	$I_R=1\text{mA}$	16.7			V
Reverse Leakage Current	$I_{LEAK}$	$V_R=15\text{V}$			1.0	$\mu\text{A}$
Clamp Voltage <sup>1</sup>	$V_C$	$I_{PP}=30\text{A}$ , $t_p=8/20\mu\text{s}$ , Fwd		27.4		V
Dynamic Resistance <sup>2</sup>	$R_{DYN}$	TLP, $t_p=100\text{ns}$ , I/O to GND		0.09		$\Omega$
Peak Pulse Current	$I_{PP}$	$t_p=8/20\mu\text{s}$			30.0	A
ESD Withstand Voltage <sup>1</sup>	$V_{ESD}$	IEC 61000-4-2 (Contact Discharge)	$\pm 30$			kV
		IEC 61000-4-2 (Air Discharge)	$\pm 30$			kV
Diode Capacitance <sup>1</sup>	$C_{I/O-GND}$	Reverse Bias=0V, f=1MHz		180		pF

# SC11xx Series

## Discrete Unidirectional TVS Diode

### SC1122 Electrical Characteristics ( $T_{OP}=25^{\circ}\text{C}$ )

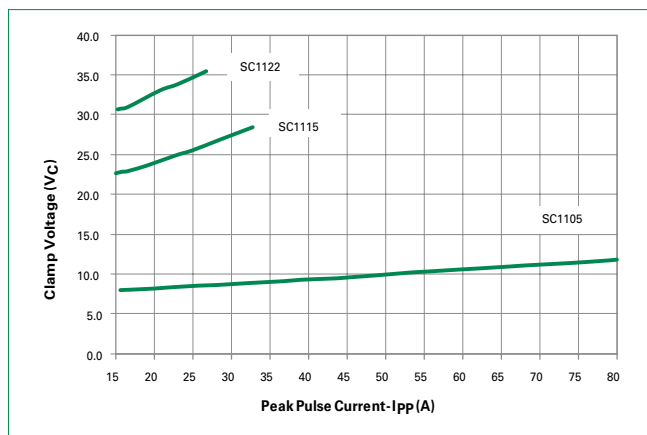
Parameter	Symbol	Test Conditions	Min	Typ	Max	Units
Reverse Standoff Voltage	$V_{RWM}$	$I_R=1\mu\text{A}$			22.0	V
Breakdown Voltage	$V_{BR}$	$I_R=1\text{mA}$	23.0			V
Reverse Leakage Current	$I_{LEAK}$	$V_R=22\text{V}$			1.0	$\mu\text{A}$
Clamp Voltage <sup>1</sup>	$V_C$	$I_{PP}=27\text{A}$ , $t_p=8/20\mu\text{s}$ , Fwd		35.5		V
Dynamic Resistance <sup>2</sup>	$R_{DYN}$	TLP, $t_p=100\text{ns}$ , I/O to GND		0.13		$\Omega$
Peak Pulse Current	$I_{PP}$	$t_p=8/20\mu\text{s}$			27.0	A
ESD Withstand Voltage <sup>1</sup>	$V_{ESD}$	IEC 61000-4-2 (Contact Discharge)	$\pm 30$			kV
		IEC 61000-4-2 (Air Discharge)	$\pm 30$			kV
Diode Capacitance <sup>1</sup>	$C_{I/O-GND}$	Reverse Bias=0V, $f=1\text{MHz}$		160		pF

**Note:**

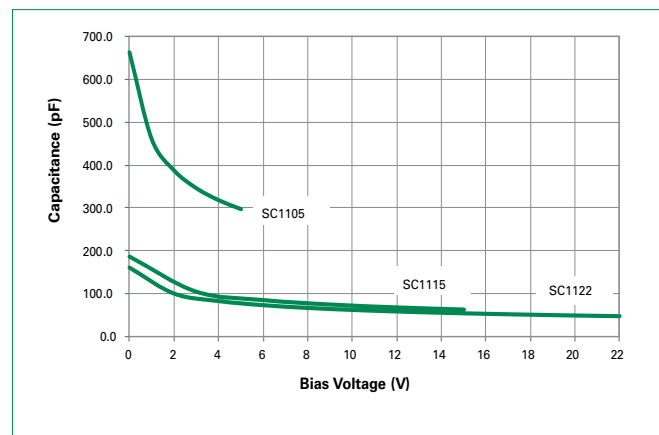
1. Parameter is guaranteed by design and/or component characterization.

2. Transmission Line Pulse (TLP) with 100ns width, 0.2ns rise time, and average window  $t_1=70\text{ns}$  to  $t_2=90\text{ns}$

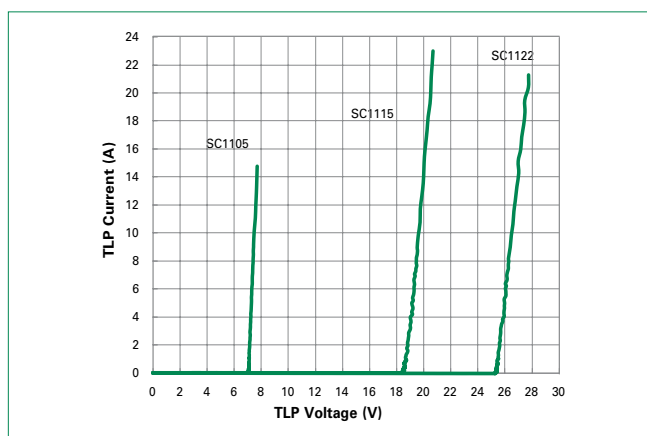
#### Clamping voltage vs. IPP for 8/20 $\mu\text{s}$ waveshape



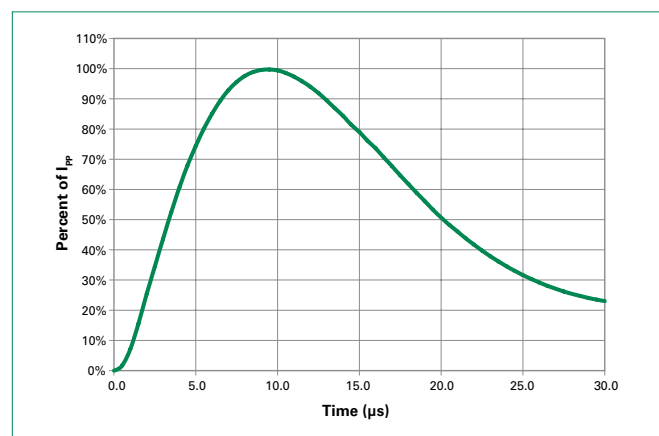
#### Capacitance vs. Bias



#### Transmission Line Pulsing (TLP) Plot



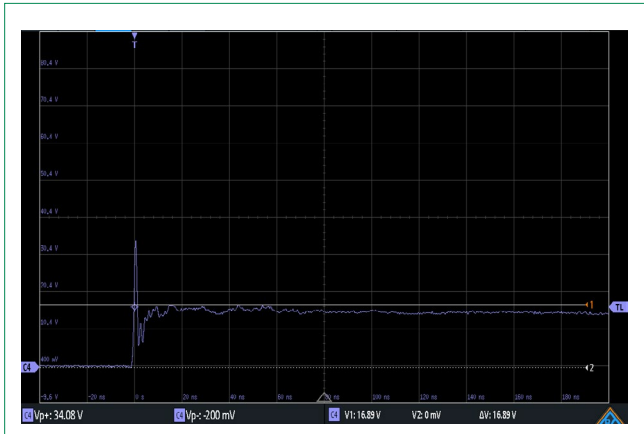
#### 8/20 $\mu\text{s}$ Pulse Waveform



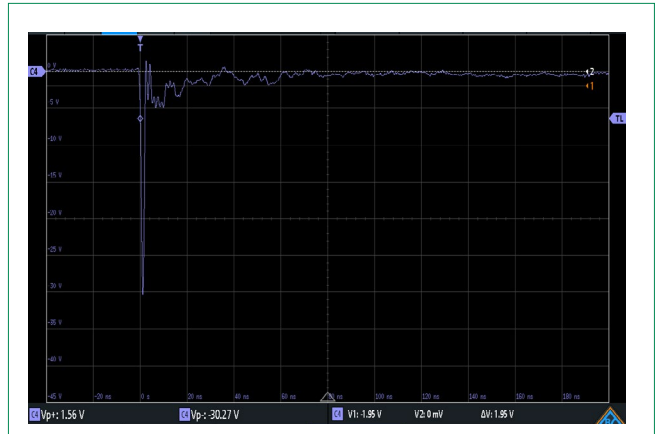
# SC11xx Series

## Discrete Unidirectional TVS Diode

**SC1105 IEC 61000 -4-2 +8 kV Contact ESD Clamping Voltage**



**SC1105 IEC 61000 -4-2 -8 kV Contact ESD Clamping Voltage**



**SC1115 IEC 61000 -4-2 +8 kV Contact ESD Clamping Voltage**



**SC1115 IEC 61000 -4-2 -8 kV Contact ESD Clamping Voltage**



**SC1122 IEC 61000 -4-2 +8 kV Contact ESD Clamping Voltage**



**SC1122 IEC 61000 -4-2 -8 kV Contact ESD Clamping Voltage**

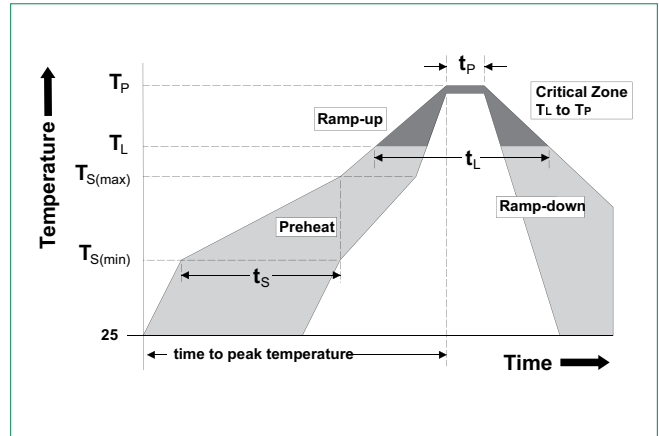


# SC11xx Series

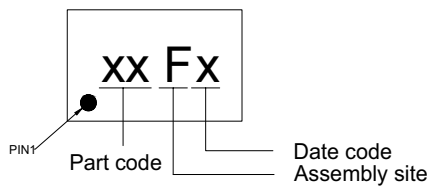
## Discrete Unidirectional TVS Diode

### Soldering Parameters

<b>Reflow Condition</b>		Pb – Free assembly
<b>Pre Heat</b>	- Temperature Min ( $T_{s(min)}$ )	150°C
	- Temperature Max ( $T_{s(max)}$ )	200°C
	- Time (min to max) ( $t_s$ )	60 – 120 secs
<b>Average ramp up rate (Liquidus) Temp (<math>T_L</math>) to peak</b>		3°C/second max
<b><math>T_{s(max)}</math> to <math>T_L</math> - Ramp-up Rate</b>		3°C/second max
<b>Reflow</b>	- Temperature ( $T_L$ ) (Liquidus)	217°C
	- Temperature ( $t_L$ )	60 – 150 seconds
<b>Peak Temperature (<math>T_p</math>)</b>		260 <sup>+0/-5</sup> °C
<b>Time within 5°C of actual peak Temperature (<math>t_p</math>)</b>		30 – 40 seconds
<b>Ramp-down Rate</b>		6°C/second max
<b>Time 25°C to peak Temperature (<math>T_p</math>)</b>		8 minutes Max.
<b>Do not exceed</b>		260°C

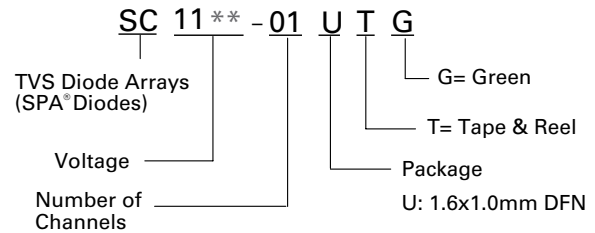


### Part Marking System



Part code :  
 AP = SC1105-01UTG  
 AQ = SC1115-01UTG  
 AO = SC1122-01UTG

### Part Numbering System



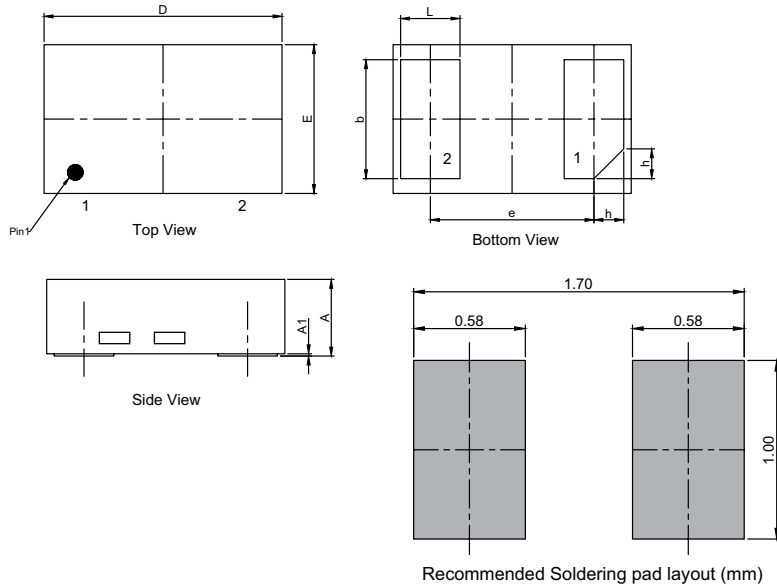
### Ordering Information

Part Number	Package	Marking	Min. Order Qty.
SC1105-01UTG	1.6x1.0mm DFN	APFx	3000
SC1115-01UTG	1.6x1.0mm DFN	AQFx	3000
SC1122-01UTG	1.6x1.0mm DFN	AOFx	3000

# SC11xx Series

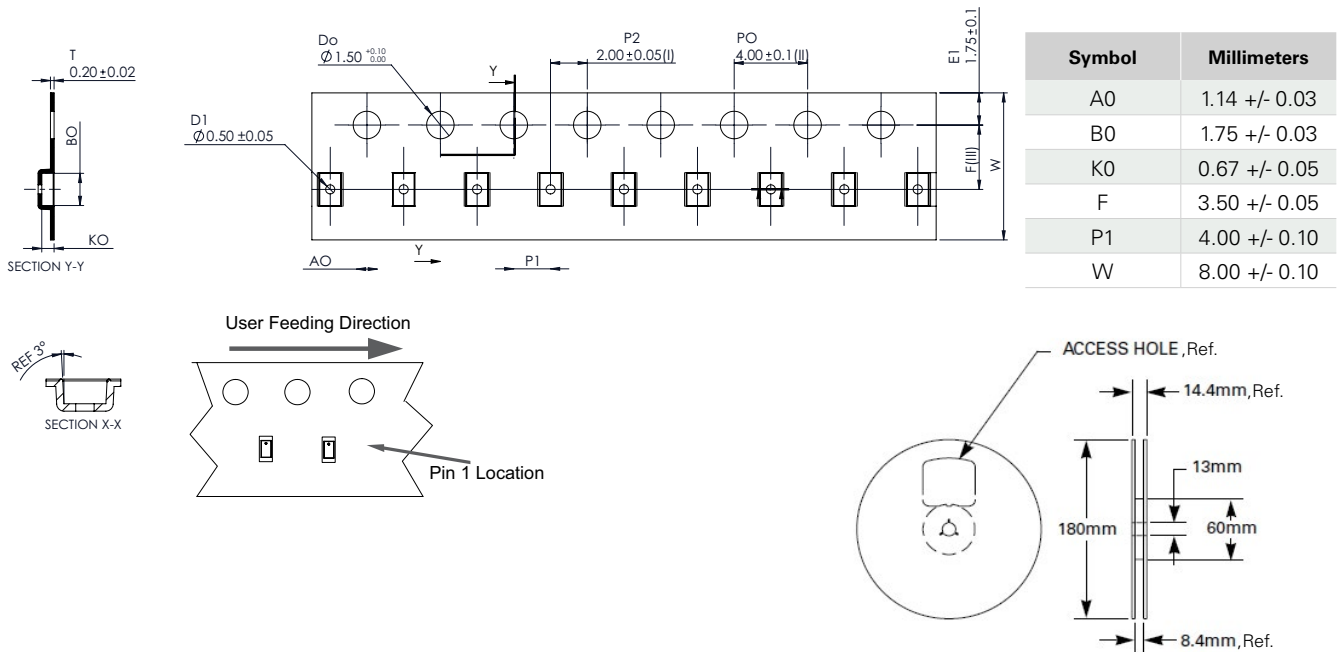
## Discrete Unidirectional TVS Diode

### Package Dimensions



Symbol	1.6x1.0mm DFN		
	Millimeters		
	Min	Nor	Max
A	0.45	0.50	0.55
A1	-	0.02	0.05
D	1.55	1.60	1.65
E	0.95	1.00	1.05
b	0.75	0.80	0.85
L	0.35	0.40	0.45
e	1.10 BSC		
h	0.15	0.20	0.25

### Embossed Carrier Tape & Reel Specification



**Disclaimer Notice** - Information furnished is believed to be accurate and reliable. However, users should independently evaluate the suitability of and test each product selected for their own applications. Littelfuse products are not designed for, and may not be used in, all applications. Read complete Disclaimer Notice at <http://www.littelfuse.com/disclaimer-electronics>.