


Dead Front Fuse Holders

Bus Bar System

POWR-BAR Distribution



Description

The compact-sized POWR Busbar system provides safe distribution of electrical power to multiple dead front fuse holders. This Littelfuse UL 508 Listed busbar system eliminates most wire terminations and the need for power distribution blocks and associated conductors to feed multiple destinations. The POWR busbar series can be customized for various applications and allows for future expansion. These busbars are RoHS compliant and lead (Pb) free.

Customization

This product is easy to integrate into one- and three-phase applications. It offers multiple pole configurations and amperage ratings to match the designer's requirements. Instructions are included for busbar cutting for further customization. Individual power feed lugs are available that allow termination at any point along the busbar.

Features & Benefits

FEATURES	BENEFITS
Touch-safe design	Safety protection when replacing fuses
35 mm DIN rail mountable	Easy installation in various settings
Compact design	Ultimate flexibility, space-saving
Available in one- and three-phase configurations	Flexibility for various applications

Applications

- For use in electrical power distribution systems

Dead Front Fuse Holders

Bus Bar System

Specifications

Voltage Rating	600 V ac/dc 1000 V dc*									
Current Ratings										
	<table border="1"> <thead> <tr> <th>CROSS SECTION (MM²)</th> <th>18 MM²</th> <th>25 MM²</th> </tr> </thead> <tbody> <tr> <td>END FED</td> <td>80 A</td> <td>100 A</td> </tr> <tr> <td>CENTER FED</td> <td>160 A</td> <td>200 A</td> </tr> </tbody> </table>	CROSS SECTION (MM ²)	18 MM ²	25 MM ²	END FED	80 A	100 A	CENTER FED	160 A	200 A
CROSS SECTION (MM ²)	18 MM ²	25 MM ²								
END FED	80 A	100 A								
CENTER FED	160 A	200 A								
SCCR	10 kA, 100 kA [†]									
Conductor	Copper									
Pitch	17.8 mm									
Applicable Standards	UL 508 Listed (File E328654)									
Environmental	RoHS Compliant, Lead (Pb) free									

*1 Phase 18 mm² rated 1000 V dc up to 160 A when center fed
1 Phase 25 mm² rated 1000 V dc up to 200 A when center fed

† When protected directly upstream by Class J 175 amperes max (18 mm² bus bar) and Class J 200 amperes max (25 mm² bus bar).

Certification & Compliance

UL	UL Listed (File: E81895)
RoHS	RoHS 2 Directive 2011/65/EU; Directive (EU) 2015/863

Accessories

LFPSC series fuse holder
LPSC/LPSM series (600 V) fuse holders
LPHV series (1000 V) fuse holder

Ordering Information

1 PHASE, 18 MM ²			1 PHASE, 25 MM ²			3 PHASE, 18 MM ²			3 PHASE, 25 MM ²		
ORDERING NUMBER	POLES	LENGTH (MM)	ORDERING NUMBER	POLES	LENGTH (MM)	ORDERING NUMBER	POLES	LENGTH (MM)	ORDERING NUMBER	POLES	LENGTH (MM)
1PH3P18MM	3	60	1PH3P25MM	3	60	3PH6P18MM	6	104	3PH6P25MM	6	104
1PH4P18MM	4	79	1PH4P25MM	4	79	3PH9P18MM	9	158	3PH9P25MM	9	158
1PH6P18MM	6	106	1PH6P25MM	6	106	3PH12P18MM	12	214	3PH12P25MM	12	214
1PH9P18MM	9	159	1PH9P25MM	9	159	3PH15P18MM	15	266	3PH15P25MM	15	266
1PH12P18MM	12	212	1PH12P25MM	12	212	3PH21P18MM	21	374	3PH57P25MM	57	1009
1PH15P18MM	15	272	1PH15P25MM	15	272	3PH27P18MM	27	481			
1PH57P18MM	57	1009	1PH57P25MM	57	1009	3PH33P18MM	33	586			
						3PH39P18MM	39	693			
						3PH57P18MM	57	1009			

Endcaps are standard with all 3 phase configurations except 57-pole.

Endcaps are not needed for the 1 phase configurations from the factory or if the copper bus is trimmed per the supplied instructions.

Power feed lugs and protective covers are extra.

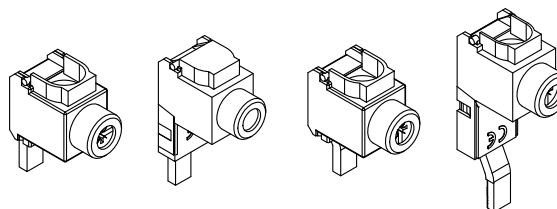
Dead Front Fuse Holders

Bus Bar System

Power Feed Lug

PART NUMBER	WIRE RANGE	WIRE TYPE	TORQUE	PHASE	FUSE HOLDER
BB17	#10 - 1/0 AWG	CU	50 lb-in	SINGLE	LPSM/LPSC/LPHV
BB18	#10 - 1/0 AWG	CU	50 lb-in	THREE	LPSM/LPSC
BB19	#10 - 1/0 AWG	CU	50 lb-in	SINGLE	LPSC
BB20	#10 - 1/0 AWG	CU	50 lb-in	THREE	LPSC

Power Feed Lugs are 115 A 1000 V ac/dc rated



BB17

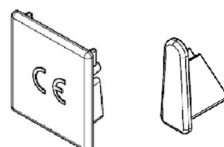
BB18

BB19

BB20

Endcaps

PART NUMBER	PHASE	QUANTITY
EDCP42	Single	50
EDCP7	Three	50

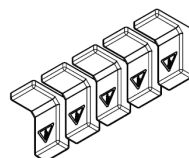


EDCP7

EDCP42

Pole Protective Covers

PART NUMBER	QUANTITY
CTPT5	5



Disclaimer Notice – Information furnished is believed to be accurate and reliable. However, users should independently evaluate the suitability of and test each product selected for their own applications. Littelfuse products are not designed for, and may not be used in, all applications. Read complete Disclaimer Notice at www.littelfuse.com/product-disclaimer.